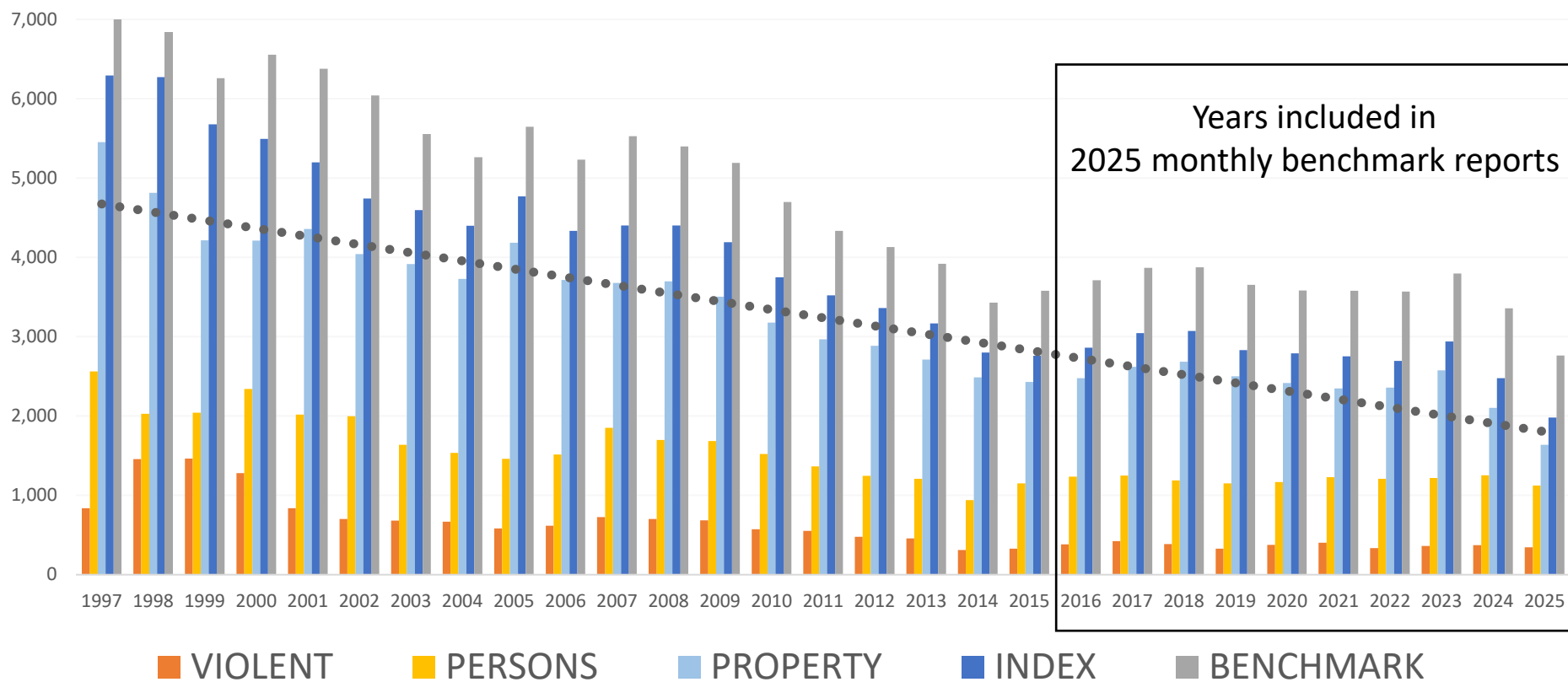




SPARTANBURG POLICE DEPARTMENT 2025 CRIME REPORT



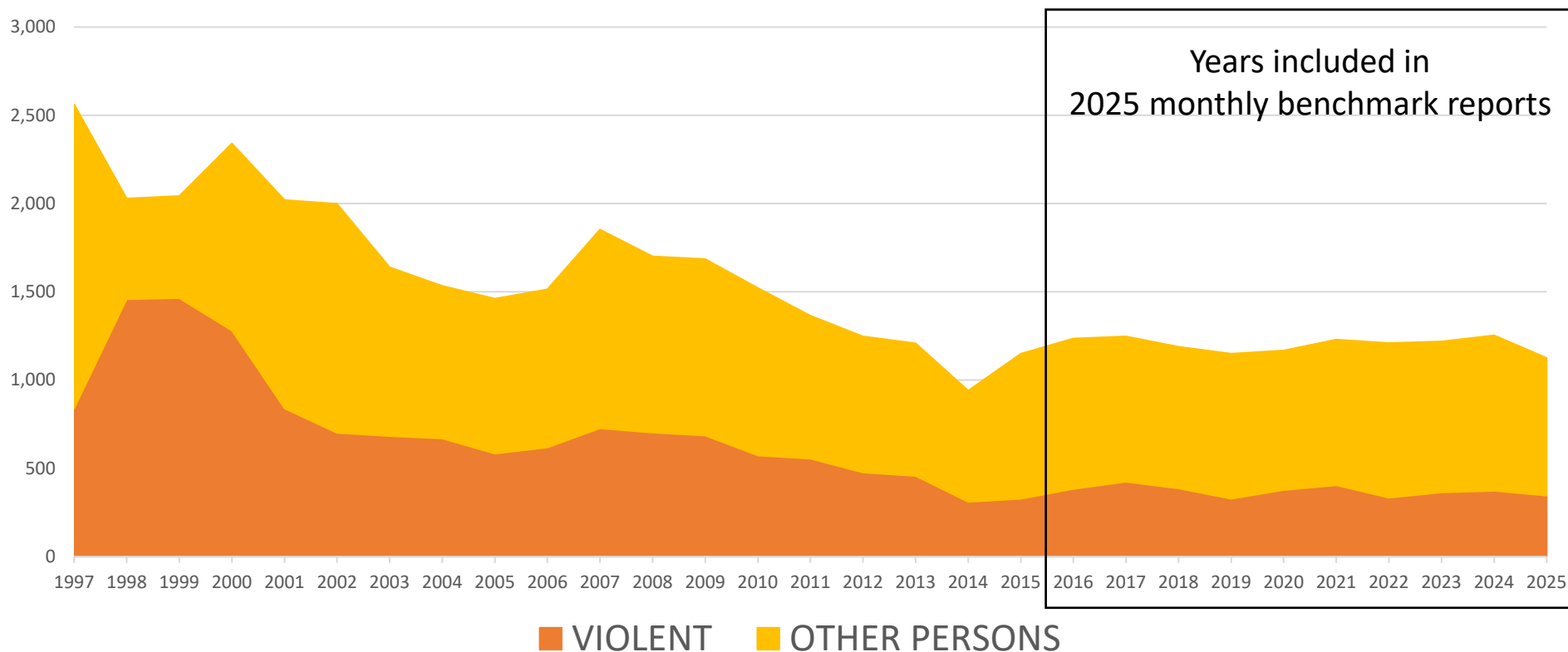
POLICE REPORTS – 10 YEARS WITHIN 29 YEARS OF BENCHMARK CRIMES





POLICE REPORTS – 10 YEARS WITHIN 29 YEARS OF BENCHMARK CRIMES

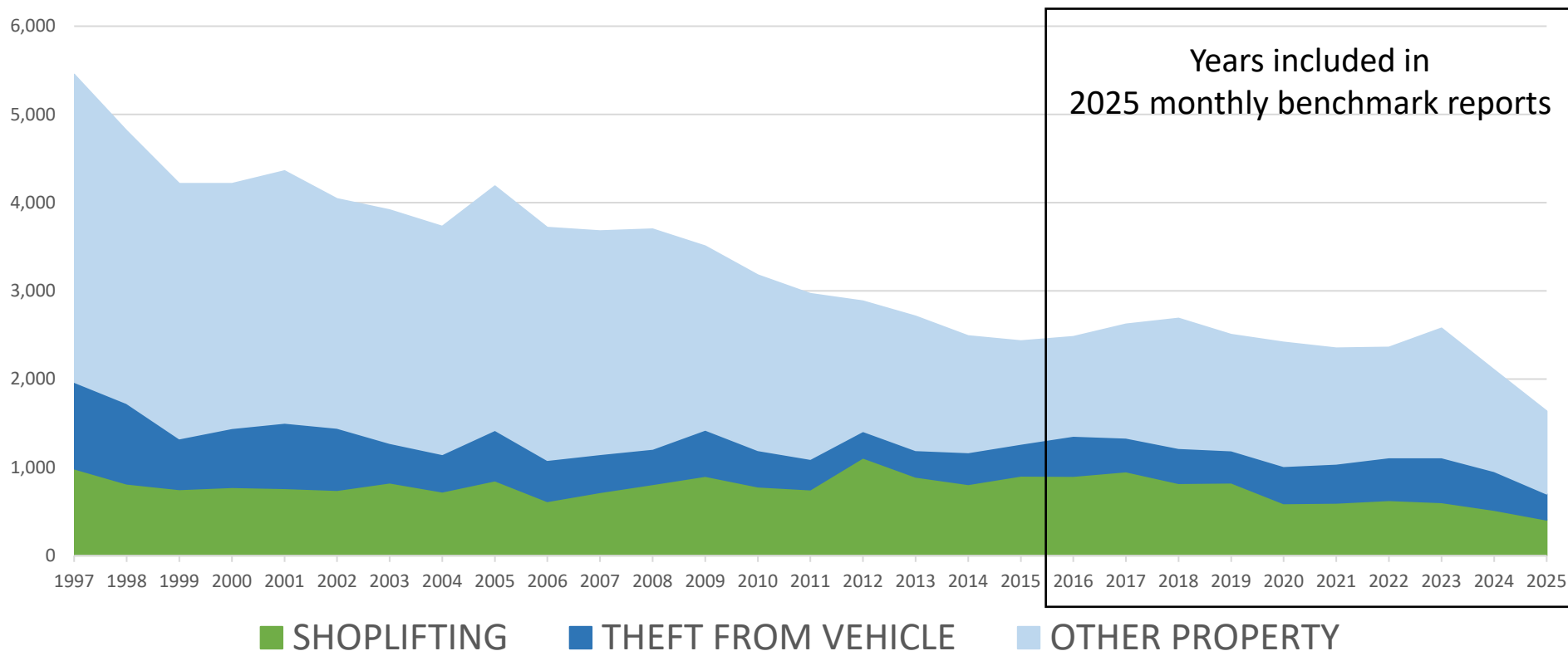
Within Persons Crimes, how do Violent Crimes compare to other Persons Crimes?





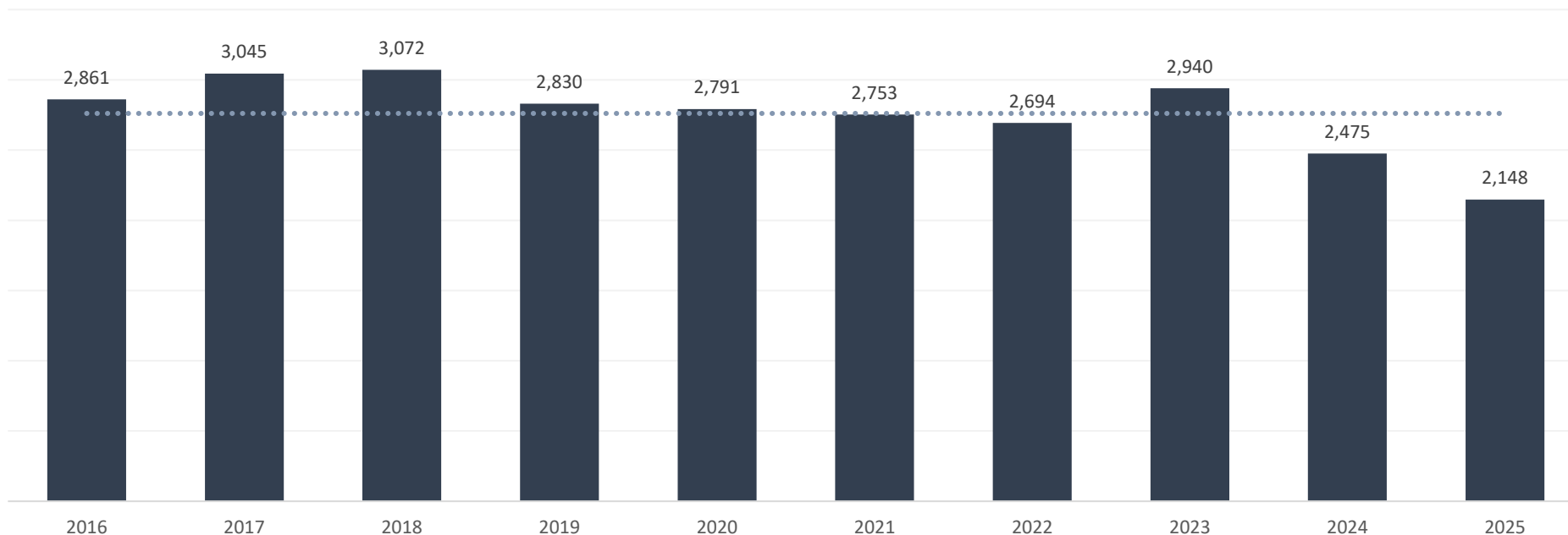
POLICE REPORTS – 10 YEARS WITHIN 29 YEARS OF BENCHMARK CRIMES

Within Property Crimes, how do Shoplifting and Theft from Vehicle compare to other Property Crimes?





POLICE REPORTS – 10 YEARS OF INDEX CRIMES*

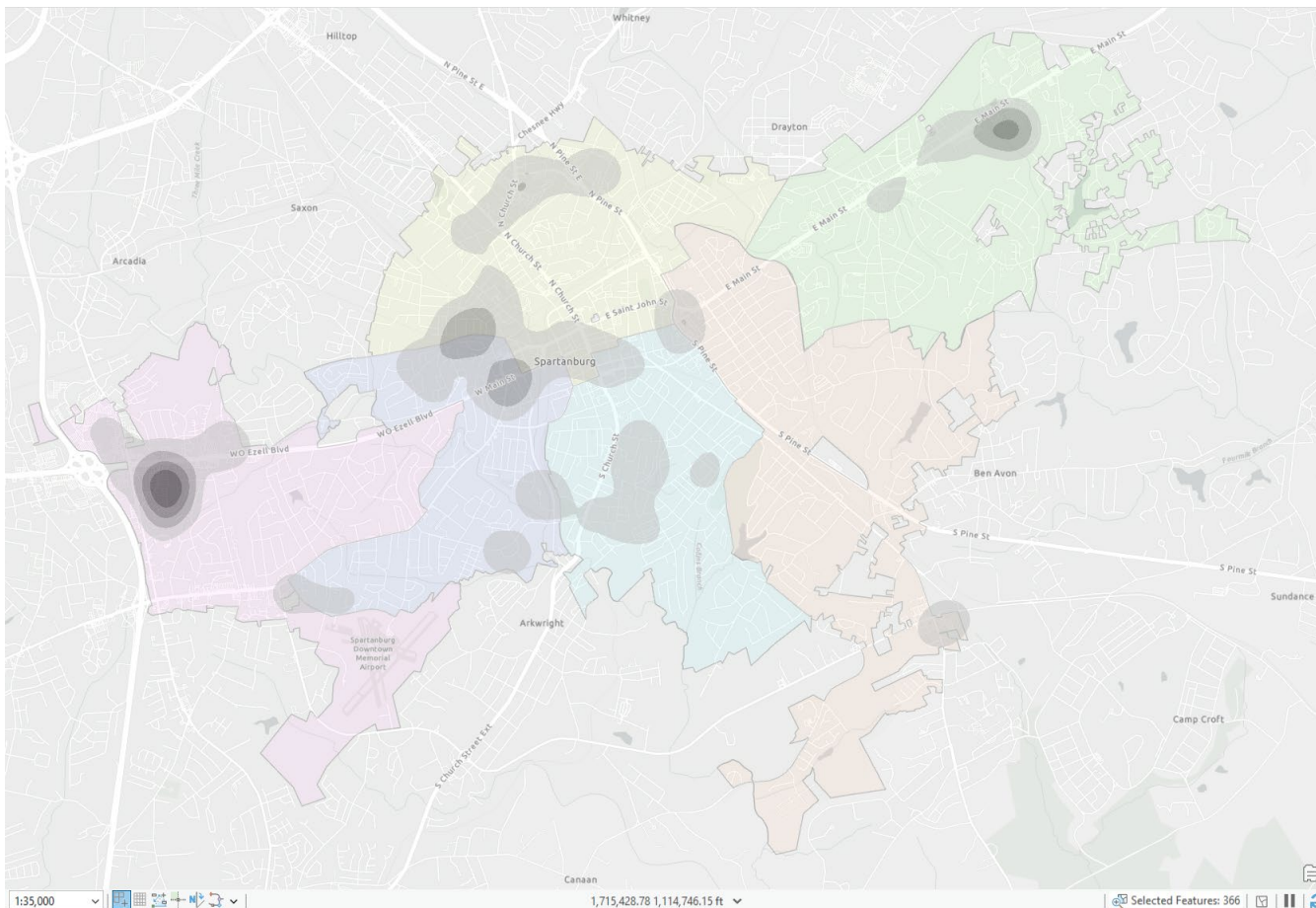


Index Crimes were -22% below the 10-year average

*Index Crimes as defined by the FBI comprise murder and non-negligent manslaughter, robbery, forcible rape, aggravated assault, burglary, larceny (including shoplifting), motor vehicle theft, and arson



2025 DENSITY OF INDEX CRIMES

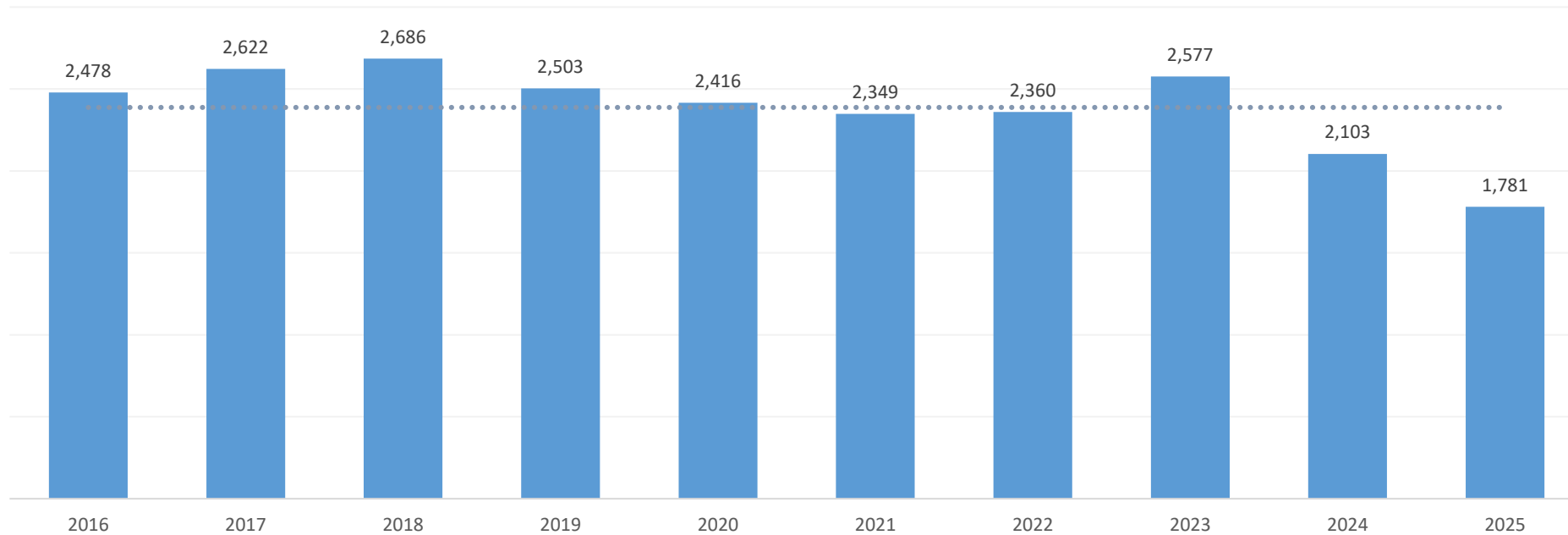


Approximately 83% of our Index Crimes were Property Crimes. 21% of Index Crimes were Shoplifting, 15% were Theft from Vehicle, and 15% were Burglary. 70% of Theft from Vehicle and 49% of Burglary reports were coded for no signs of force.

The area near the Dorman Center off W O Ezell Blvd & E Blackstock Rd had the highest density.



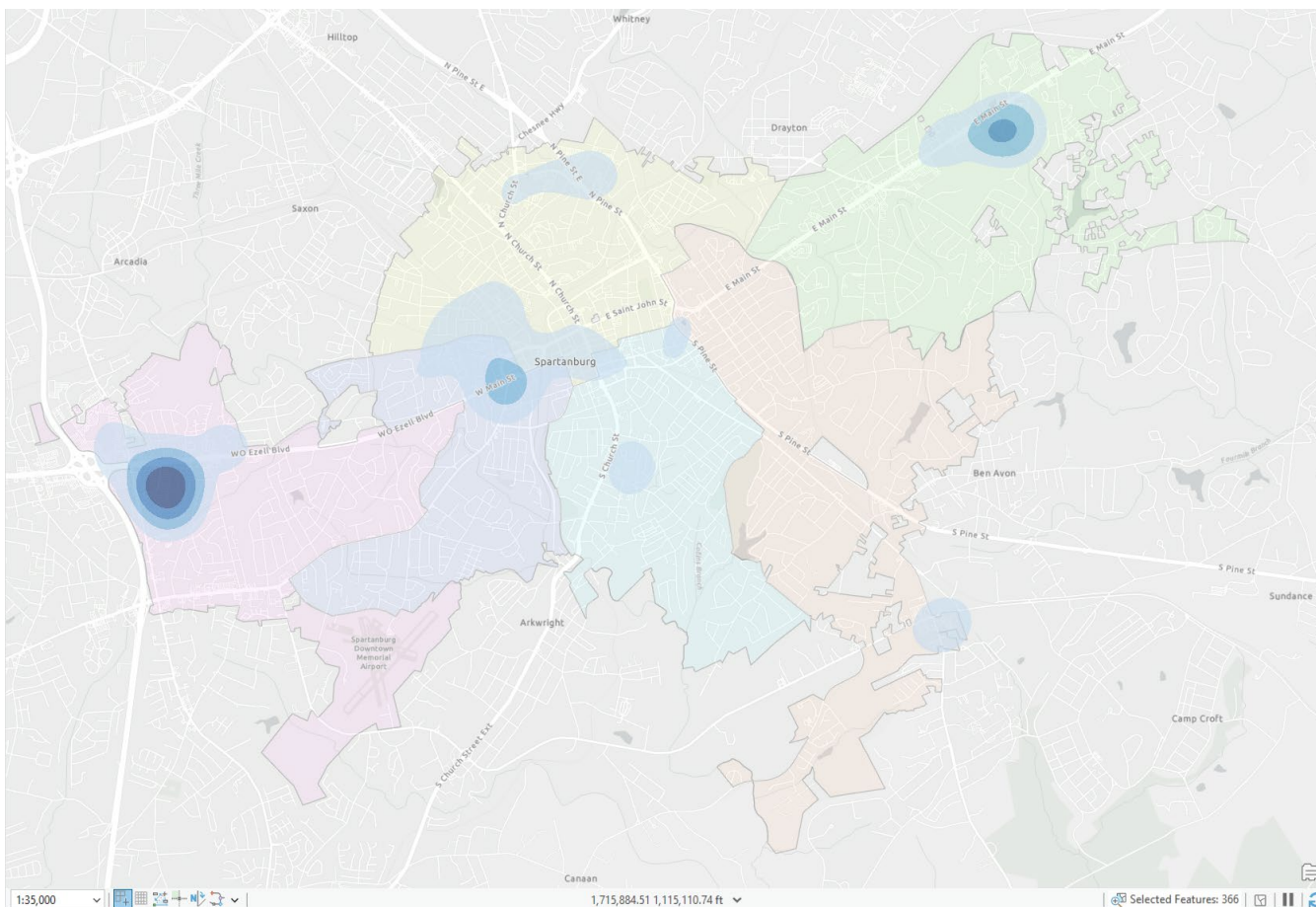
POLICE REPORTS – 10 YEARS OF CRIMES AGAINST PROPERTY



Property crimes were -25% below the 10-year average



2025 DENSITY OF CRIMES AGAINST PROPERTY

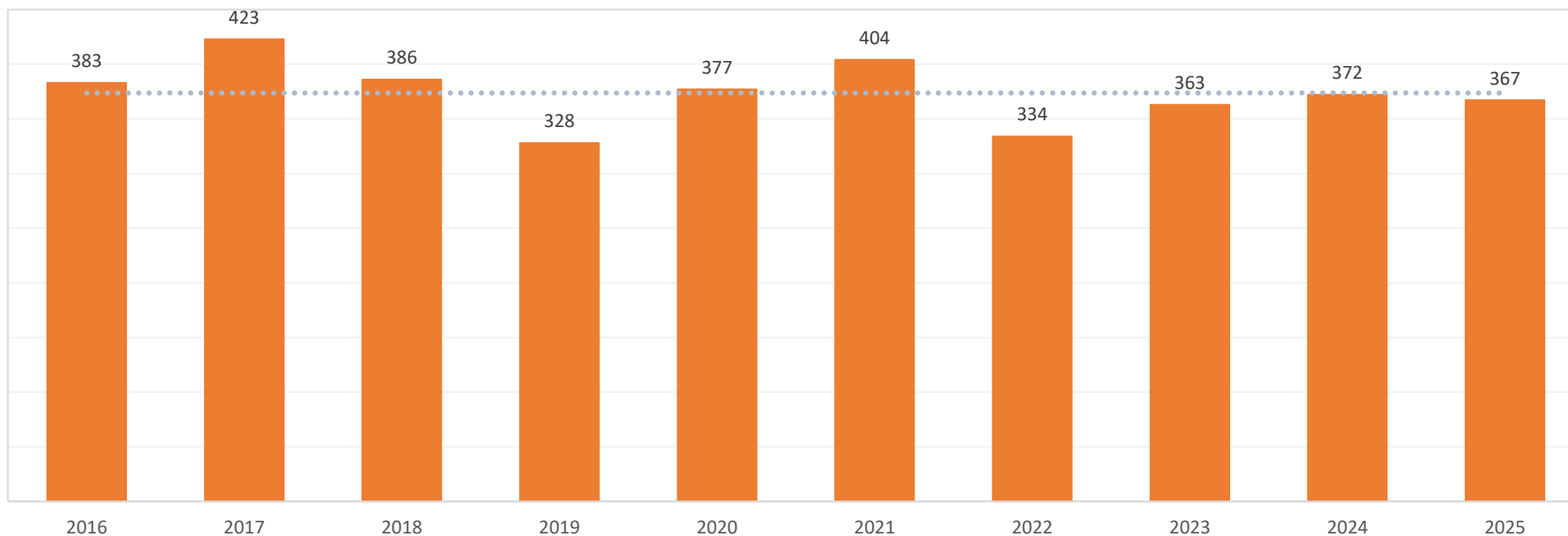


Approximately 25% of property crimes were Shoplifting, 19% were Theft from Motor Vehicle, and 18% were Burglaries.

The area near the Dorman Center off W O Ezell Blvd & E Blackstock Rd had the highest density.



POLICE REPORTS – 10 YEARS OF VIOLENT CRIMES

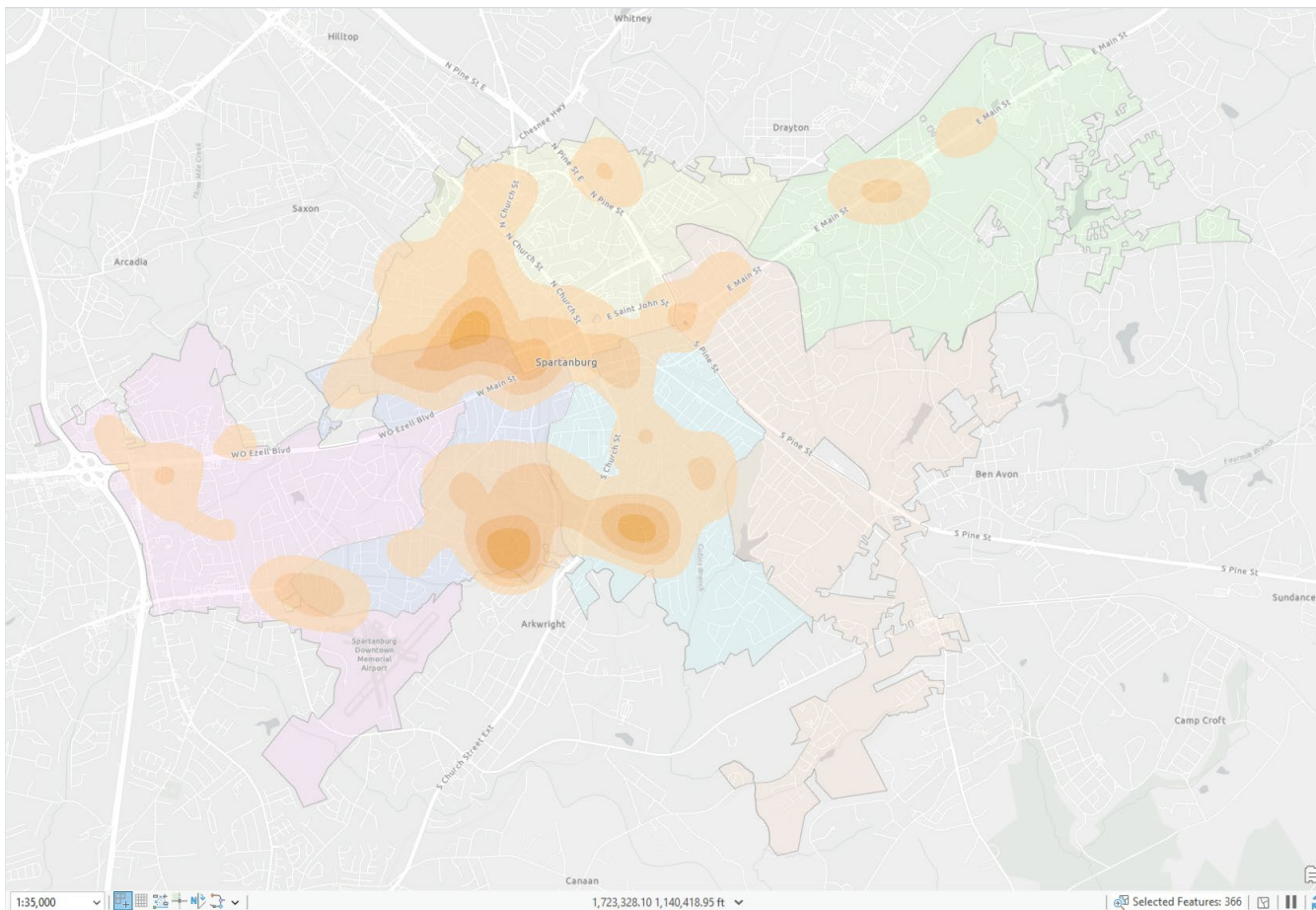


Violent crime incidents were -2% below the 10-year average

*Violent crimes are defined as murder and nonnegligent manslaughter, forcible rape, robbery, and aggravated assault



2025 DENSITY OF VIOLENT CRIMES

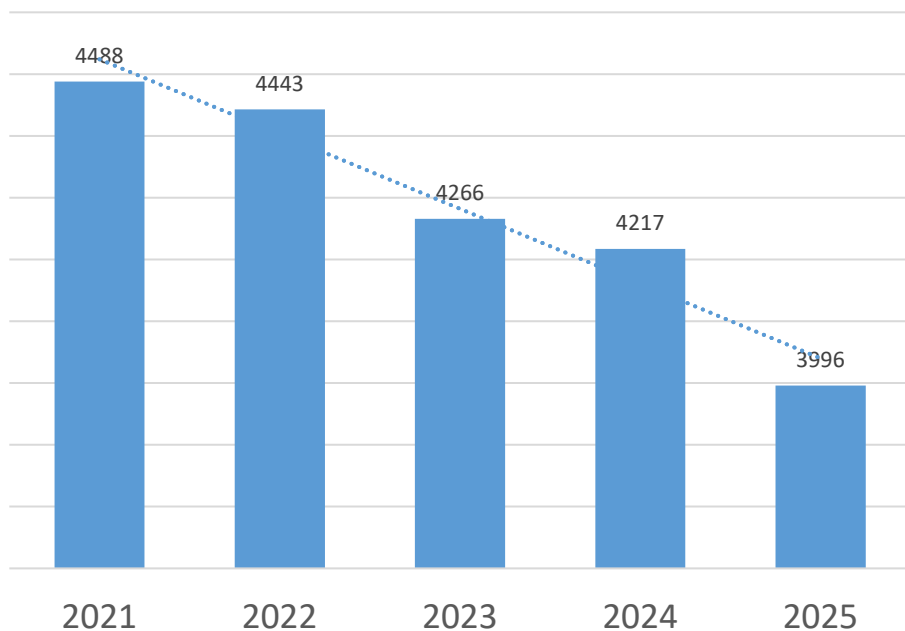


Approximately 76% of Violent Crimes were Aggravated Assaults. Of these, 57% involved or alleged involvement of a firearm, and 21% involved domestic violence or child abuse/neglect.

The areas near the intersections of Crescent Ave & Pineneedle Dr, Wofford St & Arch St, and Dr OC Kirkland Ter & Rev Booker T Sears St had the highest density.



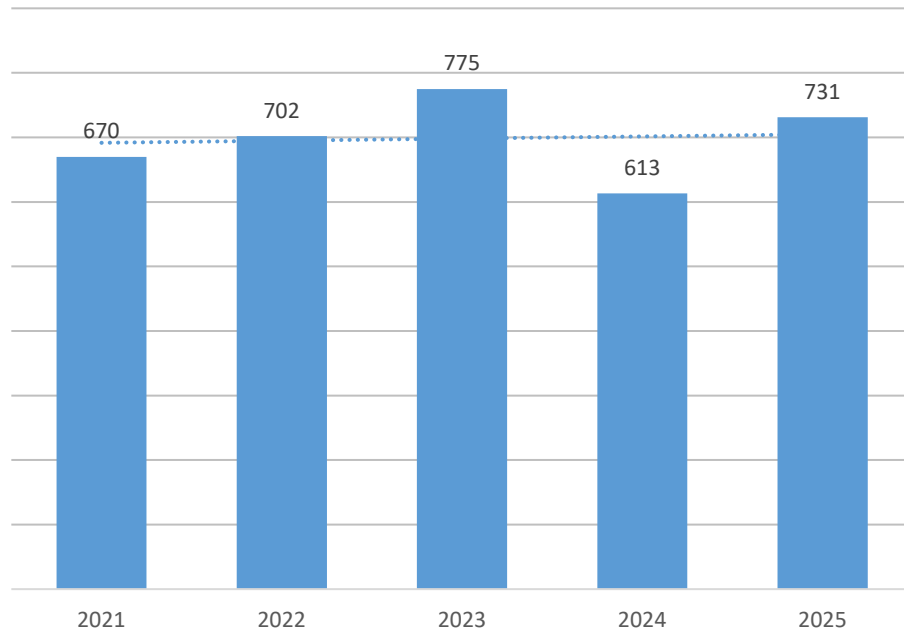
CALLS FOR SERVICE – 5 YEARS OF ACCIDENT CALLS



Motor Vehicle Accidents were -7% below the 5-year average



CALLS FOR SERVICE – 5 YEARS OF PSYCHOLOGICAL CALLS

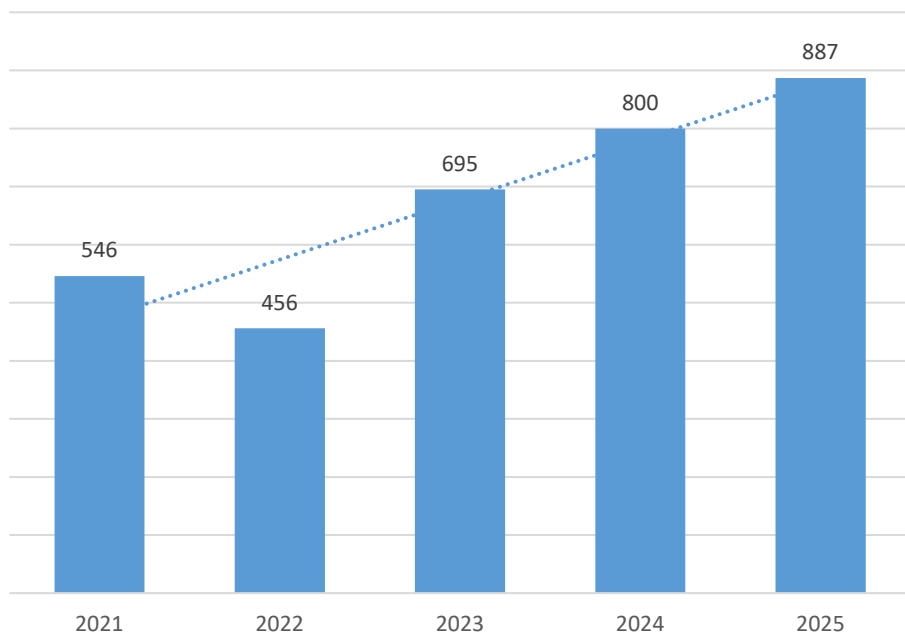


Psychological call types were +5% above the 5-year average

*Calls with “homeless” in the comments accounted for 1% of psychological calls for all 5 years



CALLS FOR SERVICE – 5 YEARS OF HOMELESS CALLS

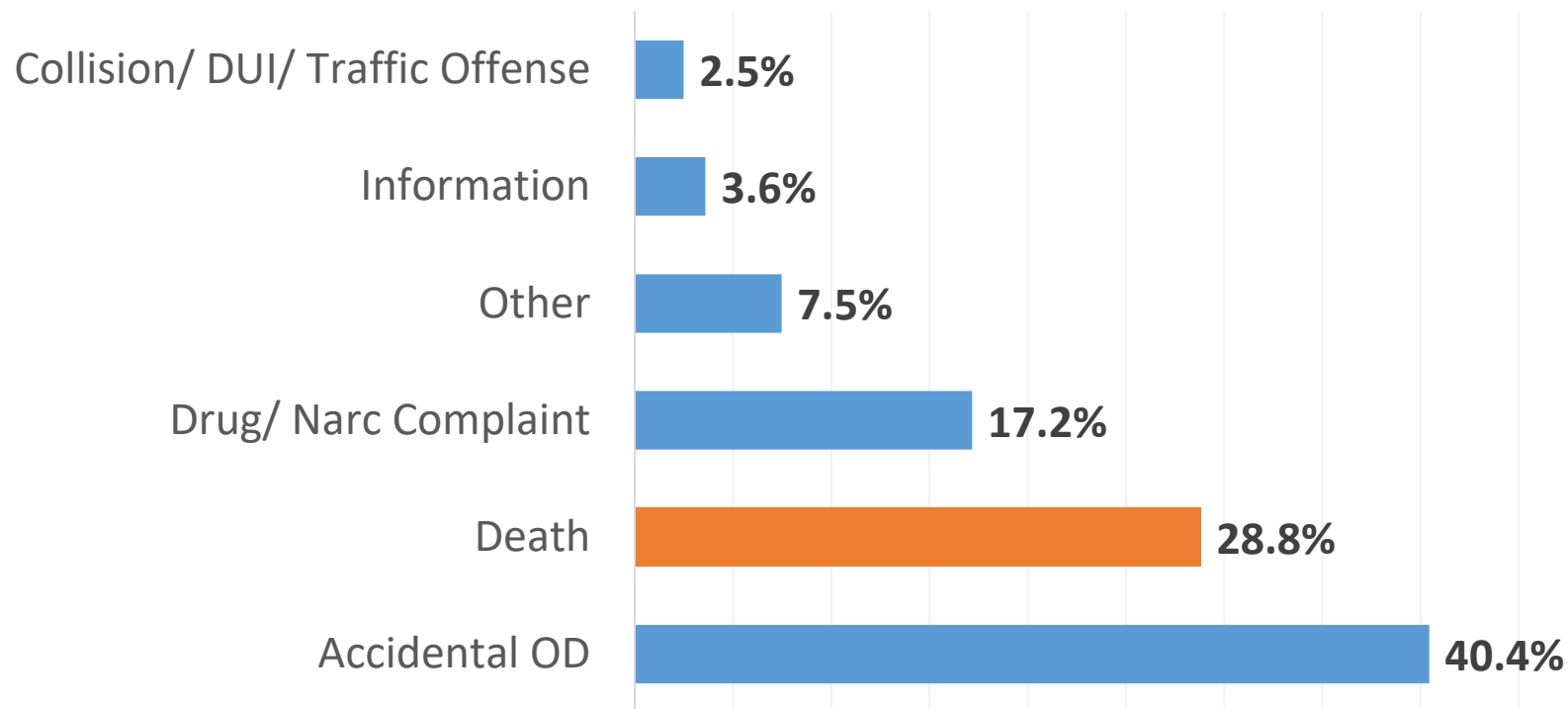


Calls for “homeless” were +31% above the 5-year average

*Drug related & Overdose call types accounted for >1% of calls with “homeless” in the comments for all 5 years



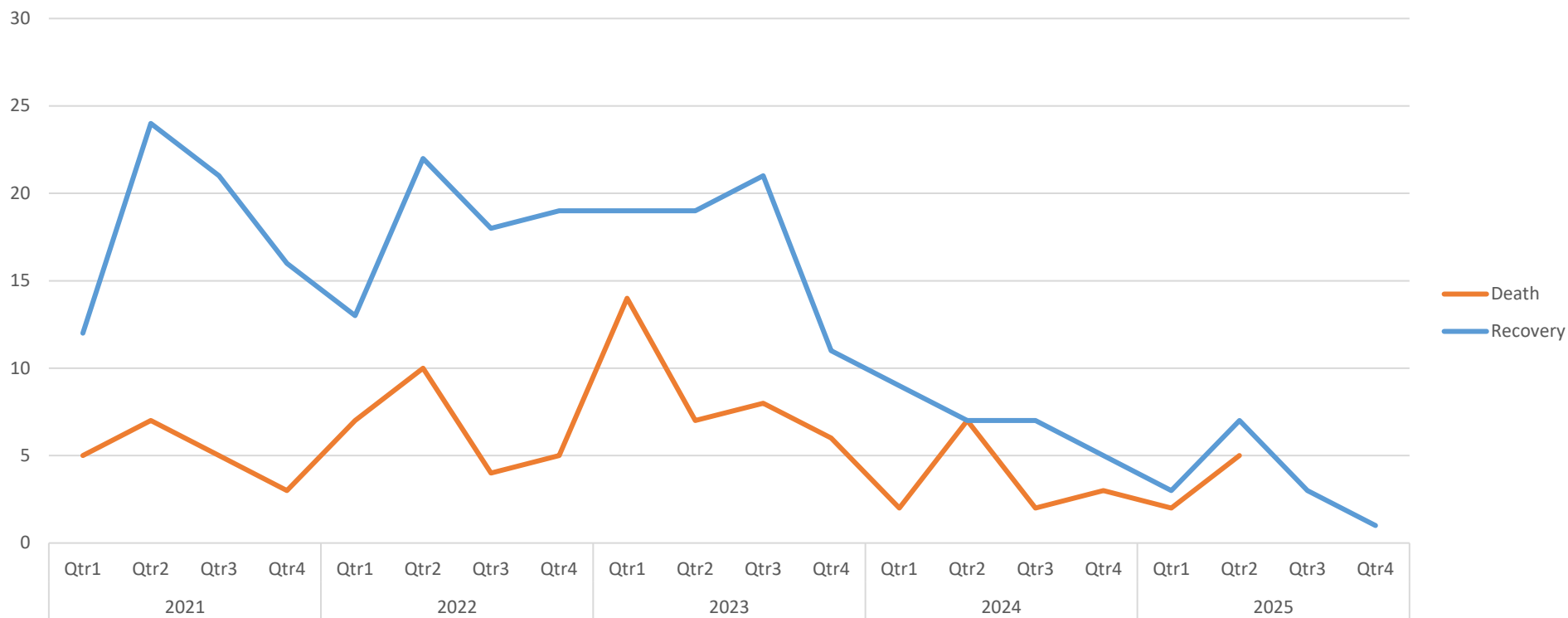
POLICE REPORTS – 5 YEARS OF NARCAN



*Reports were queried for overdoses, Narcan coding, or “Narcan” in the narrative or supplementals.



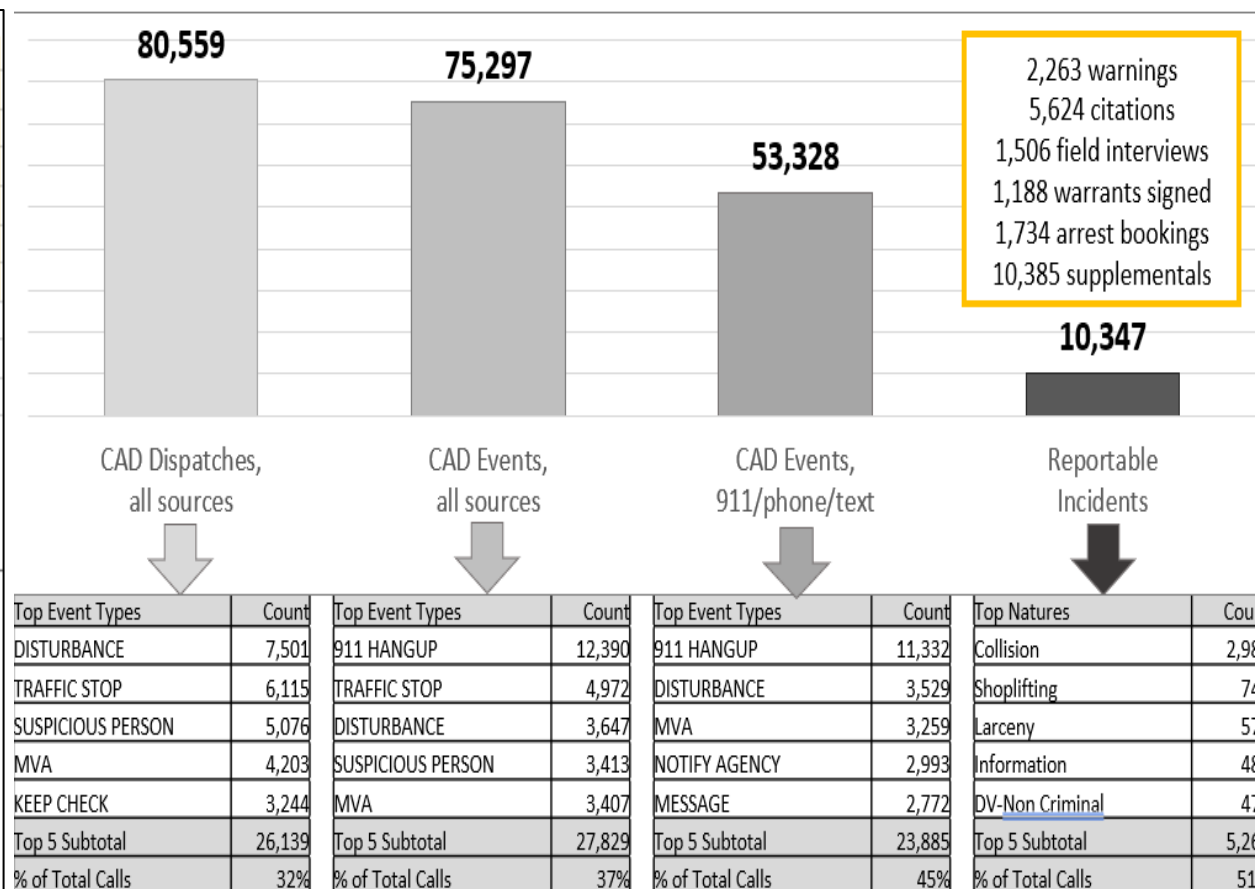
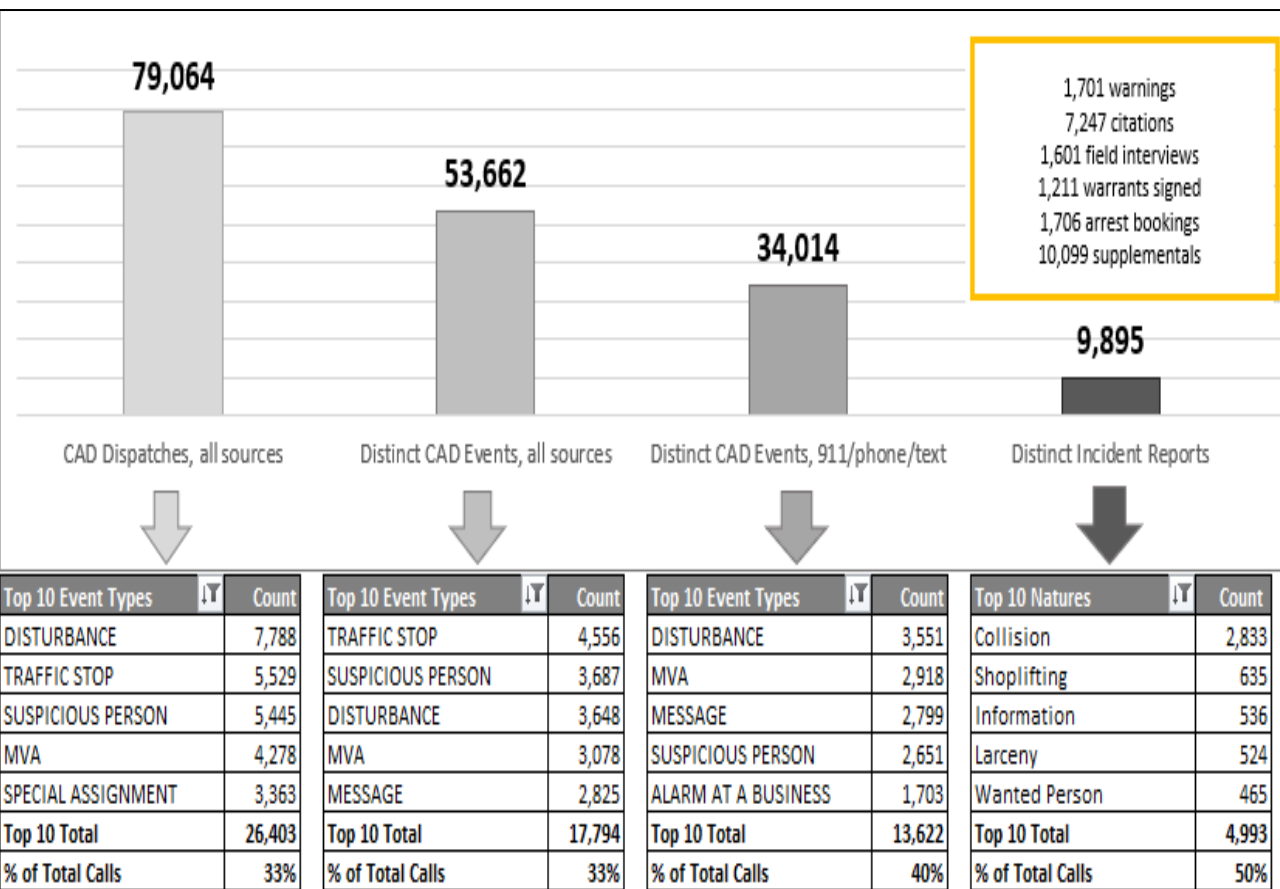
POLICE REPORTS – 5 YEARS OF NARCAN



*Reports were queried for overdoses, Narcan coding, or “Narcan” in the narrative or supplementals.



2025 ANNUAL WORKFLOW





2025 CALLS FOR SERVICE PEAK HOURS, DISTINCT EVENTS FROM 911/PHONE/TEXT

Events by	Day							
Hour	Sun	Mon	Tue	Wed	Thu	Fri	Sat	Total
00	181	125	111	106	114	128	151	916
01	196	80	80	123	114	99	163	855
02	115	65	64	77	95	91	123	630
03	128	68	56	80	81	68	111	592
04	96	58	60	60	80	73	84	511
05	64	70	71	59	57	56	77	454
06	90	102	84	110	112	86	72	656
07	95	151	158	180	156	176	103	1,019
08	135	247	213	197	209	216	141	1,358
09	147	248	225	234	215	252	199	1,520
10	147	297	231	244	276	260	223	1,678
11	184	269	274	254	273	316	241	1,811
12	239	295	311	301	283	313	276	2,018
13	251	301	304	269	275	312	248	1,960
14	216	314	269	298	296	310	254	1,957
15	219	305	293	304	284	288	263	1,956
16	242	377	332	327	316	335	252	2,181
17	246	338	306	336	293	269	280	2,068
18	210	267	287	314	266	314	261	1,919
19	223	223	277	282	221	262	266	1,754
20	214	250	245	228	267	280	250	1,734
21	206	222	231	208	217	236	288	1,608
22	184	185	205	191	247	260	282	1,554
23	147	147	167	179	198	215	252	1,305
Total	4,175	5,004	4,854	4,961	4,945	5,215	4,860	34,014



2025 vs. 2024 POLICE REPORTS – STOLEN FIREARMS

UCR Category	Count
120 ROBBERY	2
13B SIMPLE ASSAULT	1
220 BURGLARY/BREAKING AND ENTERING	28
23D THEFT FROM A BUILDING	15
23F THEFT FROM MOTOR VEHICLE	85
23H ALL OTHER LARCENY	3
240 MOTOR VEHICLE THEFT	4
90F NON-VIOLENT FAMILY OFFENSES	1
OTH ALL OTHER INCIDENTS **	4
Grand Total	143

UCR Category	Count
13B SIMPLE ASSAULT	2
220 BURGLARY/BREAKING AND ENTERING	26
23D THEFT FROM A BUILDING	12
23F THEFT FROM MOTOR VEHICLE	73
23H ALL OTHER LARCENY	3
240 MOTOR VEHICLE THEFT	3
270 EMBEZZLEMENT	1
280 STOLEN PROPERTY OFFENSES	1
OTH ALL OTHER INCIDENTS **	8
Grand Total	129



2025 vs. 2024 POLICE REPORTS – STOLEN FIREARMS

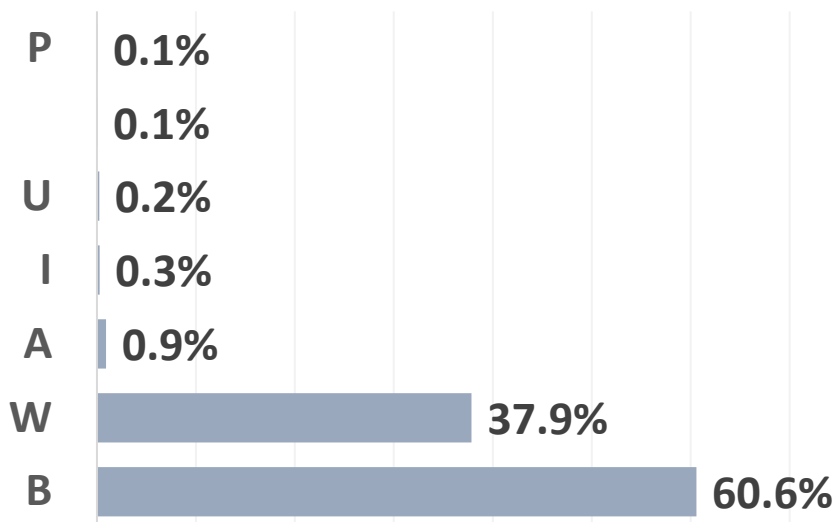


2025: Of 89 firearms stolen with or from a vehicle, 56 (63%) showed **no signs of force.**

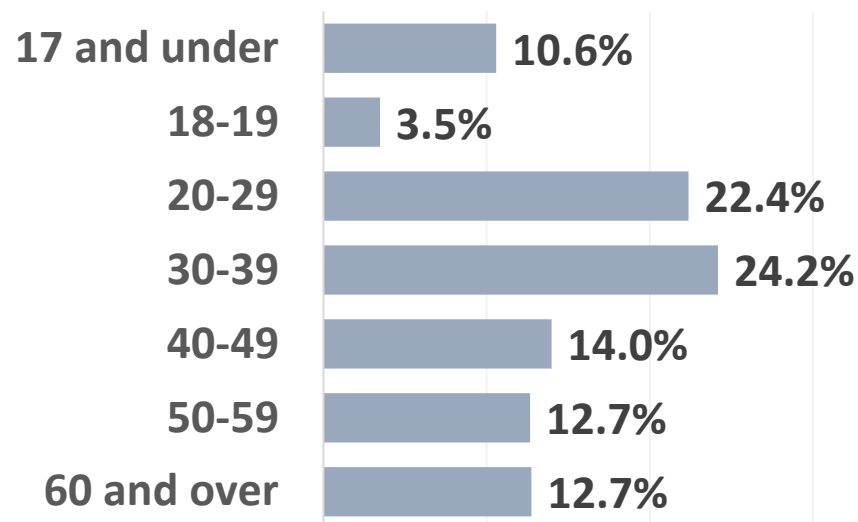
2024: Of 76 firearms stolen with or from a vehicle, 63 (83%) showed **no signs of force.**



2025 POLICE REPORTS – VICTIMS OF BENCHMARK CRIMES



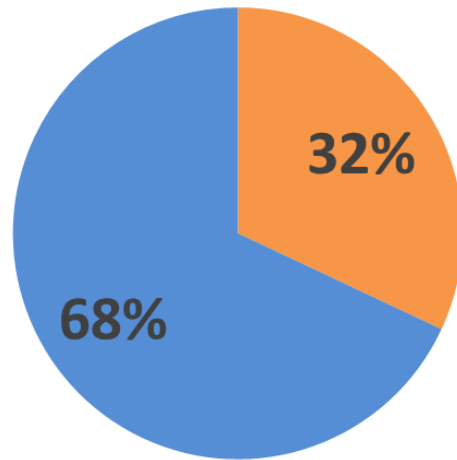
*6.0% of victims identified as Hispanic



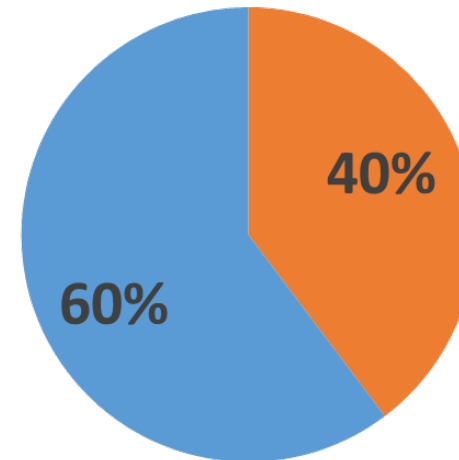
*57.6% of victims were female



2025 BENCHMARK OFFENSES CLEARED BY JUVENILE CUSTODY vs 2024

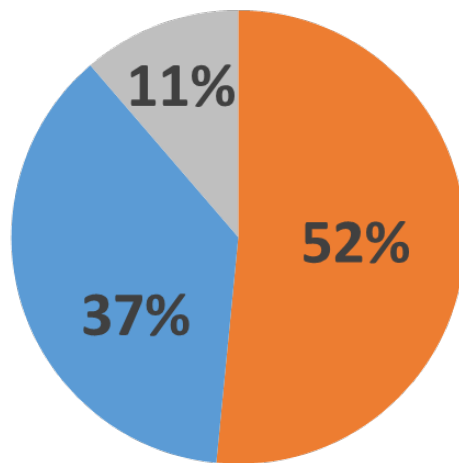


■ Nonresident
■ Resident

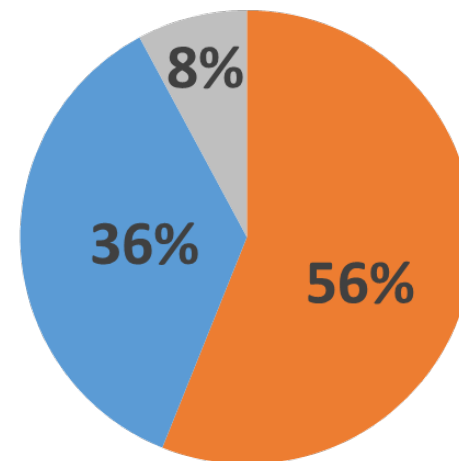




2025 BENCHMARK OFFENSES CLEARED BY ADULT ARREST vs 2024



■ Nonresident
■ Resident
■ Homeless



*Homelessness is determined by suspect's stated home address



2025 VS 2024 ARREST OFFENSES PERSONS WHO IDENTIFY AS HOMELESS

09A MURDER & NON-NEGLIGENT MANSLAUGHTER	1
100 KIDNAPPING/ABDUCTION	1
11A FORCIBLE RAPE	2
13A AGGRAVATED ASSAULT	7
13B SIMPLE ASSAULT	24
13C INTIMIDATION	2
220 BURGLARY/BREAKING AND ENTERING	7
23C SHOPLIFTING	36
23D THEFT FROM A BUILDING	4
23F THEFT FROM MOTOR VEHICLE	1
23H ALL OTHER LARCENY	9
250 COUNTERFEITING/FORGERY	1
26A FALSE PRETENSE/SWINDLE/CONFIDENCE GAME	4
280 STOLEN PROPERTY OFFENSES	1
290 DESTRUCTION/DAMAGE/ VANDALISM OF PROPERTY	13
35A DRUG/NARCOTIC VIOLATION	3
520 WEAPON LAW VIOLATIONS	3
753 HARRASSING/OBSCENE PHONE CALLS	3
756 USING VEHICLE WITHOUT OWNER CONSENT	1
90C DISORDERLY CONDUCT	9
90E DRUNKENNESS	20
90J TRESPASSING	99
90P CONTRIBUTE TO THE DELINQUENCY OF A MINOR	1
90Z ALL OTHER OFFENSES	21
OTH ALL OTHER INCIDENTS **	12
Grand Total	285

09A MURDER & NON-NEGLIGENT MANSLAUGHTER	1
100 KIDNAPPING/ABDUCTION	1
120 ROBBERY	1
13A AGGRAVATED ASSAULT	6
13B SIMPLE ASSAULT	15
13C INTIMIDATION	1
220 BURGLARY/BREAKING AND ENTERING	6
23C SHOPLIFTING	33
23D THEFT FROM A BUILDING	2
23F THEFT FROM MOTOR VEHICLE	3
23H ALL OTHER LARCENY	15
240 MOTOR VEHICLE THEFT	1
26A FALSE PRETENSE/SWINDLE/CONFIDENCE GAME	5
280 STOLEN PROPERTY OFFENSES	2
290 DESTRUCTION/DAMAGE/ VANDALISM OF PROPERTY	8
35A DRUG/NARCOTIC VIOLATION	1
520 WEAPON LAW VIOLATIONS	3
753 HARRASSING/OBSCENE PHONE CALLS	1
756 USING VEHICLE WITHOUT OWNER CONSENT	1
90B CURFEW/LOITERING/VAGRANCY	2
90C DISORDERLY CONDUCT	12
90D DUI	1
90E DRUNKENNESS	13
90F NON-VIOLENT FAMILY OFFENSES	1
90J TRESPASSING	47
90Z ALL OTHER OFFENSES	14
OTH ALL OTHER INCIDENTS **	17
Grand Total	213



POLICING IN PARTNERSHIP: SMALL EFFORTS, LARGE IMPACTS



Secure your vehicles, houses, and firearms.

There were no signs of force in 70% of Theft from Vehicle reports, 49% of Burglary reports, and for 63% of firearms stolen from/with a vehicle. It's like securing food at campsites; if everyone does it, bears are less likely to visit the campgrounds.



Plan Ahead.

Smart911 allows you to share the information you want first responders to know, such as medical conditions or emergency contact phone numbers, in an emergency. When you sign up for Smart911, first responders will be aware of important information you have provided that will help Police, Fire, and EMS locate and help you in an emergency.



POLICING IN PARTNERSHIP: GETTING INVOLVED



Have you ever wanted to see inside the SPD?

Register for the SPD Spring Citizens Academy! Applications are available online or at the PD. The next class will be held March 24th – May 26th.



Help identify leads for law enforcement that assists in exposing sex trafficking.

Visit <https://www.project1591.us/> to learn about Project 1591 which uses tech-savvy volunteers online to look for victims of sex trafficking.

Looking for data?

This year, we'll be publishing incident report data online. There will be a summary for general review and a record list for independent analysis and visualization.





QUESTIONS?