

	VOTES	PERCENT
PRECINCTS COUNTED (OF 71)	70	98.59
REGISTERED VOTERS - TOTAL	142,800	
BALLOTS CAST - TOTAL	38,448	
VOTER TURNOUT - TOTAL		26.92

MAYOR

(WITH 70 OF 71 PRECINCTS COUNTED 98.59%)

PATRICIA BELL	262	.68
WILLIAM A. BELL SR.	14,011	36.55
RANDY DAVIS	256	.67
ERVIN PHILEMON HILL, II.	205	.53
TRUDY HUNTER	165	.43
CARL "Jr" JACKSON	50	.13
LANNY E. JACKSON	41	.11
DONALD T. LOMAX	29	.08
FRANK MATTHEWS	531	1.39
FERNANDEZ "Brother Sims" SIMS	170	.44
RANDALL WOODFIN	15,656	40.84
CHRIS WOODS	6,957	18.15
Over Votes	33	
Under Votes	82	

CITY COUNCIL DISTRICT NO. 1

(WITH 7 OF 8 PRECINCTS COUNTED 87.50%)

SHERMAN COLLINS JR.	1,298	31.33
LASHUNDA SCALES	2,845	68.67
Over Votes	1	
Under Votes	40	

CITY COUNCIL DISTRICT NO. 2

(WITH 15 OF 16 PRECINCTS COUNTED 93.75%)

LAWRENCE CONAWAY	447	11.70
KIMBERLY D. JEANTY	311	8.14
STEPHEN L. MURPHY	176	4.60
KIM RAFFERTY	664	17.37
DEANNA "Dee" REED	556	14.55
JORDAN THOMPSON	188	4.92
HUNTER WILLIAMS	1,122	29.36
TYRONE WILLIAMS	358	9.37
Over Votes	1	
Under Votes	74	

CITY COUNCIL DISTRICT NO. 3

(WITH 11 OF 12 PRECINCTS COUNTED 91.67%)

VALERIE A. ABBOTT	2,547	65.09
ROWAN HENDERSON	111	2.84
RYAN JONES	1,255	32.07
Over Votes	0	
Under Votes	170	

CITY COUNCIL DISTRICT NO. 4

(WITH 18 OF 19 PRECINCTS COUNTED 94.74%)

MARY JEAN LaMAY	426	11.22
WILLIAM PARKER	2,821	74.32
QUNELIUS "Cory" PETTWAY	365	9.62
SERGIO WILLIAMS	184	4.85
Over Votes	1	
Under Votes	189	

CITY COUNCIL DISTRICT NO. 5

(WITH 18 OF 19 PRECINCTS COUNTED 94.74%)

JOHNATHAN F. AUSTIN	1,354	31.50
DOROTHEA CROSBY	483	11.24
CHRIS DAVIS	765	17.79
DARRELL O'QUINN	1,104	25.68
ERICA L. ROBBINS	138	3.21
JEREMY SCHATZ	293	6.82
ROBERT WALKER	162	3.77
Over Votes	4	
Under Votes	73	

CITY COUNCIL DISTRICT NO. 6

(WITH 15 OF 16 PRECINCTS COUNTED 93.75%)

KEITH MIMS	600	15.20
SHEILA TYSON	3,139	79.51
KEITH WILLIAMS	209	5.29
Over Votes	0	
Under Votes	106	

CITY COUNCIL DISTRICT NO. 7

(WITH 14 OF 15 PRECINCTS COUNTED 93.33%)

TITUS BATTLE	185	4.03
HOSEA LEWIS	291	6.34
LONNIE F. MALONE	961	20.92
JAMES (Jay) ROBERSON, JR.	2,667	58.07
JEFF ROWSER	489	10.65
Over Votes	4	
Under Votes	156	

CITY COUNCIL DISTRICT NO. 8

(WITH 12 OF 13 PRECINCTS COUNTED 92.31%)

STEVEN W. HOYT	2,319	57.77
LYNETTE PETERS	414	10.31
GERRI ROBINSON	743	18.51
ADLAI MARSEILLE TRONE	538	13.40
Over Votes	3	
Under Votes	89	

VOTES PERCENT

VOTES PERCENT

CITY COUNCIL DISTRICT NO. 9  
(WITH 16 OF 17 PRECINCTS COUNTED 94.12%)

ANGENE (Jean) COLEMAN . . . . .	412	8.36
ERIC HALL . . . . .	273	5.54
JOHN HILLIARD . . . . .	1,071	21.74
WENDELL MAJOR . . . . .	478	9.70
RODERICK ROYAL . . . . .	1,522	30.90
DAVID RUSSELL . . . . .	221	4.49
REGINALD SWANSON . . . . .	637	12.93
JAMES WILLIAMS, JR. . . . .	312	6.33
Over Votes . . . . .	2	
Under Votes . . . . .	81	

MEMBER CITY SCHOOL BOARD DISTRICT NO. 5  
(WITH 18 OF 19 PRECINCTS COUNTED 94.74%)

BUFORD L. BURKS . . . . .	148	3.62
ELOISE MANNING CRENSHAW . . . . .	329	8.05
MARTHA McDOWELL . . . . .	565	13.82
DAVID T. McKINNEY . . . . .	628	15.36
MICHAEL "Mickey" MILLSAP . . . . .	1,236	30.23
ANDREA D. MITCHELL . . . . .	332	8.12
AAISHA MUHAMMAD . . . . .	476	11.64
ANGELA SCOGGINS-WATSON . . . . .	375	9.17
Over Votes . . . . .	2	
Under Votes . . . . .	285	

MEMBER CITY SCHOOL BOARD DISTRICT NO. 1  
(WITH 7 OF 8 PRECINCTS COUNTED 87.50%)

BENNIE M. HOLMES . . . . .	277	6.86
DOUGLAS LEE RAGLAND . . . . .	1,027	25.45
KEITH RICE . . . . .	418	10.36
CEDRIC SMALL . . . . .	1,497	37.10
JERRY TATE . . . . .	816	20.22
Over Votes . . . . .	2	
Under Votes . . . . .	147	

MEMBER CITY SCHOOL BOARD DISTRICT NO. 6  
(WITH 15 OF 16 PRECINCTS COUNTED 93.75%)

CHERI A. GARDNER . . . . .	2,946	79.24
ERVIN PHILEMON HILL, SR. . . . .	772	20.76
Over Votes . . . . .	0	
Under Votes . . . . .	336	

MEMBER CITY SCHOOL BOARD DISTRICT NO. 2  
(WITH 15 OF 16 PRECINCTS COUNTED 93.75%)

BRANDON McCRAY . . . . .	1,705	49.82
TERRI MICHAL . . . . .	1,717	50.18
Over Votes . . . . .	0	
Under Votes . . . . .	475	

MEMBER CITY SCHOOL BOARD DISTRICT NO. 7  
(WITH 14 OF 15 PRECINCTS COUNTED 93.33%)

WARDINE TOWERS ALEXANDER . . . . .	1,197	26.23
PATRICIA SPIGNER McADORY . . . . .	1,836	40.24
WALTER "Big Walt" WILSON . . . . .	1,530	33.53
Over Votes . . . . .	3	
Under Votes . . . . .	187	

MEMBER CITY SCHOOL BOARD DISTRICT NO. 3  
(WITH 11 OF 12 PRECINCTS COUNTED 91.67%)

MARY DRENNEN BOEHM . . . . .	2,763	70.99
LARRY J. CONTRI . . . . .	1,129	29.01
Over Votes . . . . .	0	
Under Votes . . . . .	191	

MEMBER CITY SCHOOL BOARD DISTRICT NO. 8  
(WITH 12 OF 13 PRECINCTS COUNTED 92.31%)

PATRICIA BOZEMAN HENDERSON . . . . .	1,178	29.58
D. TYRONE SILMON . . . . .	1,093	27.45
SONJA Q. SMITH . . . . .	1,252	31.44
ANTWON BERNARD WOMACK . . . . .	459	11.53
Over Votes . . . . .	1	
Under Votes . . . . .	123	

MEMBER CITY SCHOOL BOARD DISTRICT NO. 4  
(WITH 18 OF 19 PRECINCTS COUNTED 94.74%)

AMBER COURTNEY . . . . .	717	18.79
DAAGYE HENDRICKS . . . . .	1,308	34.29
EDWARD MADDOX . . . . .	1,790	46.92
Over Votes . . . . .	0	
Under Votes . . . . .	171	

MEMBER CITY SCHOOL BOARD DISTRICT NO. 9  
(WITH 16 OF 17 PRECINCTS COUNTED 94.12%)

SANDRA KELLEY BROWN . . . . .	3,136	68.10
LAWRENCE JACKSON . . . . .	1,469	31.90
Over Votes . . . . .	0	
Under Votes . . . . .	404	

VOTES PERCENT

VOTES PERCENT

CITY COUNCIL DISTRICT NO. 9

MEMBER CITY SCHOOL BOARD DISTRICT NO. 5

(WITH 16 OF 17 PRECINCTS COUNTED 94.12%)

(WITH 18 OF 19 PRECINCTS COUNTED 94.74%)

ANGENE (Jean) COLEMAN . . . . .	412	8.36
ERIC HALL . . . . .	273	5.54
JOHN HILLIARD . . . . .	1,071	21.74
WENDELL MAJOR . . . . .	478	9.70
RODERICK ROYAL . . . . .	1,522	30.90
DAVID RUSSELL . . . . .	221	4.49
REGINALD SWANSON . . . . .	637	12.93
JAMES WILLIAMS, JR. . . . .	312	6.33
Over Votes . . . . .	2	
Under Votes . . . . .	81	

BUFORD L. BURKS . . . . .	148	3.62
ELOISE MANNING CRENSHAW . . . . .	329	8.05
MARTHA McDOWELL . . . . .	565	13.82
DAVID T. McKINNEY . . . . .	628	15.36
MICHAEL "Mickey" MILLSAP . . . . .	1,236	30.23
ANDREA D. MITCHELL . . . . .	332	8.12
AAISHA MUHAMMAD . . . . .	476	11.64
ANGELA SCOGGINS-WATSON . . . . .	375	9.17
Over Votes . . . . .	2	
Under Votes . . . . .	285	

MEMBER CITY SCHOOL BOARD DISTRICT NO. 1

MEMBER CITY SCHOOL BOARD DISTRICT NO. 6

(WITH 7 OF 8 PRECINCTS COUNTED 87.50%)

(WITH 15 OF 16 PRECINCTS COUNTED 93.75%)

BENNIE M. HOLMES . . . . .	277	6.86
DOUGLAS LEE RAGLAND . . . . .	1,027	25.45
KEITH RICE . . . . .	418	10.36
CEDRIC SMALL . . . . .	1,497	37.10
JERRY TATE . . . . .	816	20.22
Over Votes . . . . .	2	
Under Votes . . . . .	147	

CHERI A. GARDNER . . . . .	2,946	79.24
ERVIN PHILEMON HILL, SR. . . . .	772	20.76
Over Votes . . . . .	0	
Under Votes . . . . .	336	

MEMBER CITY SCHOOL BOARD DISTRICT NO. 2

MEMBER CITY SCHOOL BOARD DISTRICT NO. 7

(WITH 15 OF 16 PRECINCTS COUNTED 93.75%)

(WITH 14 OF 15 PRECINCTS COUNTED 93.33%)

BRANDON McCRAY . . . . .	1,705	49.82
TERRI MICHAL . . . . .	1,717	50.18
Over Votes . . . . .	0	
Under Votes . . . . .	475	

WARDINE TOWERS ALEXANDER . . . . .	1,197	26.23
PATRICIA SPIGNER McADORY . . . . .	1,836	40.24
WALTER "Big Walt" WILSON . . . . .	1,530	33.53
Over Votes . . . . .	3	
Under Votes . . . . .	187	

MEMBER CITY SCHOOL BOARD DISTRICT NO. 3

MEMBER CITY SCHOOL BOARD DISTRICT NO. 8

(WITH 11 OF 12 PRECINCTS COUNTED 91.67%)

(WITH 12 OF 13 PRECINCTS COUNTED 92.31%)

MARY DRENNEN BOEHM . . . . .	2,763	70.99
LARRY J. CONTRI . . . . .	1,129	29.01
Over Votes . . . . .	0	
Under Votes . . . . .	191	

PATRICIA BOZEMAN HENDERSON . . . . .	1,178	29.58
D. TYRONE SILMON . . . . .	1,093	27.45
SONJA Q. SMITH . . . . .	1,252	31.44
ANTWON BERNARD WOMACK . . . . .	459	11.53
Over Votes . . . . .	1	
Under Votes . . . . .	123	

MEMBER CITY SCHOOL BOARD DISTRICT NO. 4

MEMBER CITY SCHOOL BOARD DISTRICT NO. 9

(WITH 18 OF 19 PRECINCTS COUNTED 94.74%)

(WITH 16 OF 17 PRECINCTS COUNTED 94.12%)

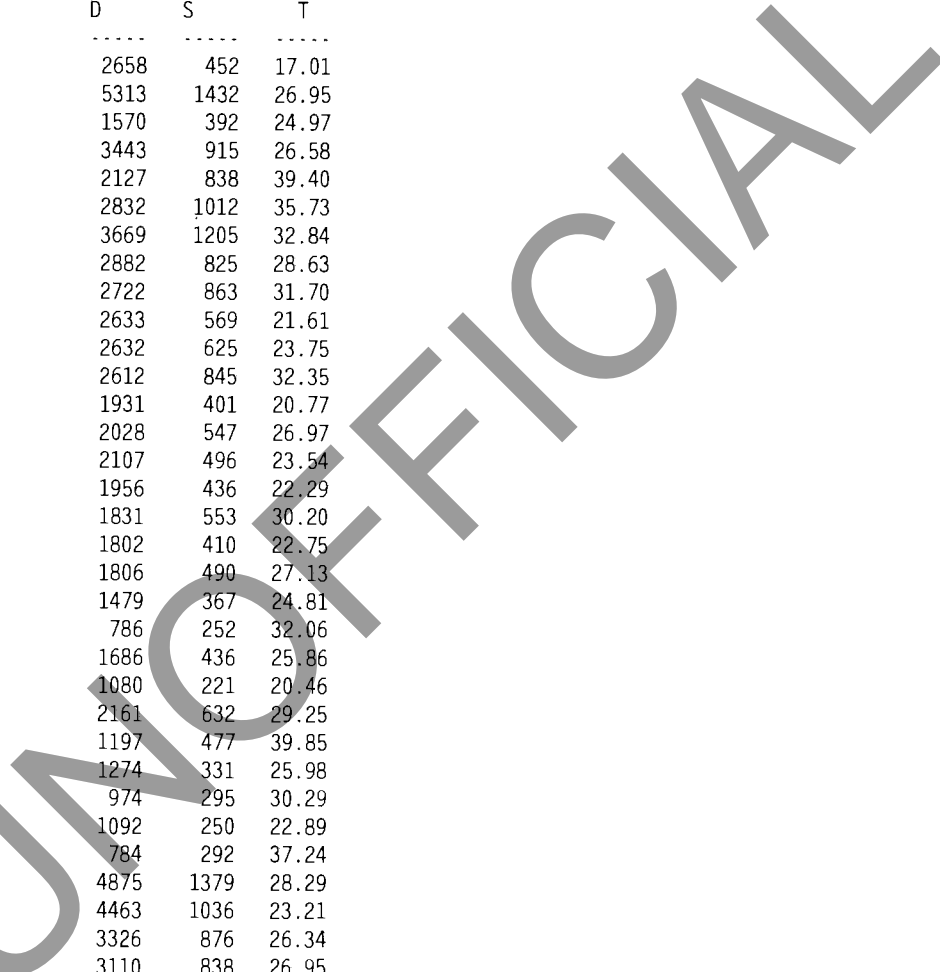
AMBER COURTNEY . . . . .	717	18.79
DAAGYE HENDRICKS . . . . .	1,308	34.29
EDWARD MADDOX . . . . .	1,790	46.92
Over Votes . . . . .	0	
Under Votes . . . . .	171	

SANDRA KELLEY BROWN . . . . .	3,136	68.10
LAWRENCE JACKSON . . . . .	1,469	31.90
Over Votes . . . . .	0	
Under Votes . . . . .	404	

WITH 70 OF 71 PRECINCTS REPORTING

R V T  
 E O O  
 G T T  
 I E A B C T V T T  
 S R L A A O O U O  
 T S L S T T R T  
 E L T A E N A  
 R O L R O L  
 E T U  
 D S T

	-----	-----	-----
0001 EAST PINSON VALLEY REC	2658	452	17.01
0002 OUR LADY OF LOURDES	5313	1432	26.95
0003 TOM BRADFORD PARK	1570	392	24.97
0004 L.M. SMITH MIDDLE SCHOOL	3443	915	26.58
0005 BETHEL BAPTIST CHURCH	2127	838	39.40
0006 SUN VALLEY ELEM SCHOOL	2832	1012	35.73
0007 CRESTWOOD ED/REN ACAD	3669	1205	32.84
0008 SOUTH HAMPTON ELEM SCHOOL	2882	825	28.63
0009 DON HAWKINS PARK REC CTR	2722	863	31.70
0010 ROBINSON ELEM SCHOOL	2633	569	21.61
0011 MARTHA GASKINS ELEM SCH	2632	625	23.75
0012 BIRMINGHAM FIRE #12	2612	845	32.35
0013 FAITH CHAPEL CHRISTIAN	1931	401	20.77
0014 HUDSON MIDDLE SCHOOL	2028	547	26.97
0015 BARRETT ELEM SCHOOL	2107	496	23.54
0016 INGLENOOK ELEM SCHOOL	1956	436	22.29
0017 NORWOOD COMM CENTER	1831	553	30.20
0018 WILLOW WOOD REC CENTER	1802	410	22.75
0019 NEW RISING STAR BAPTIST	1806	490	27.13
0020 SHEPHERD CENTER EAST	1479	367	24.81
0021 HOOPER CITY REC. CENTER	786	252	32.06
0022 OLIVER ELEM SCHOOL	1686	436	25.86
0023 NORTH BHAM REC CENTER	1080	221	20.46
0024 N. BIRMINGHAM PUB LIBRARY	2161	632	29.25
0025 BROWNSVILLE COMM. CENTER	1197	477	39.85
0026 MORTON SIMPSON COMM CTR.	1274	331	25.98
0027 MOUNT HEBRON BAPTIST	974	295	30.29
0028 N AVONDALE PUB LIBRARY	1092	250	22.89
0029 LIVELY HOPE BAPTIST	784	292	37.24
0030 LEGION FIELD GATE #7	4875	1379	28.29
0031 HIGHLAND PARK GOLF COURSE	4463	1036	23.21
0032 ENSLEY PARK REC CENTER	3326	876	26.34
0033 HARRISON PARK REC CTR	3110	838	26.95
0034 CHARLES A BROWN ELEM	3242	1027	31.68
0035 CENTRAL PARK REC CENTER	2823	760	26.92
0036 RAMSAY ALTERNATIVE HS	2909	390	13.41
0037 SIXTH AVE. BAPTIST CHURCH	2525	957	37.90
0038 MEMORIAL REC CENTER	2378	596	25.06
0039 MINOR ELEM SCHOOL	2318	650	28.04
0040 JEFF CO COURTHOUSE	2521	526	20.86
0041 HEMPHILL SCHOOL REC BLDG	2031	511	25.16
0042 AVONDALE PUBLIC LIBRARY	2271	702	30.91
0043 WIGGINS LIBRARY & REC CTR	1838	572	31.12
0044 CENTRAL PARK ELEM SCHOOL	1865	423	22.68
0045 GLEN IRIS ELEM SCHOOL	2238	468	20.91
0046 AVONDALE ELEM SCHOOL	1969	791	40.17
0047 MORE THAN CONQUERORS CH	1545	566	36.63
0048 WILKERSON MID SCHOOL	1466	513	34.99

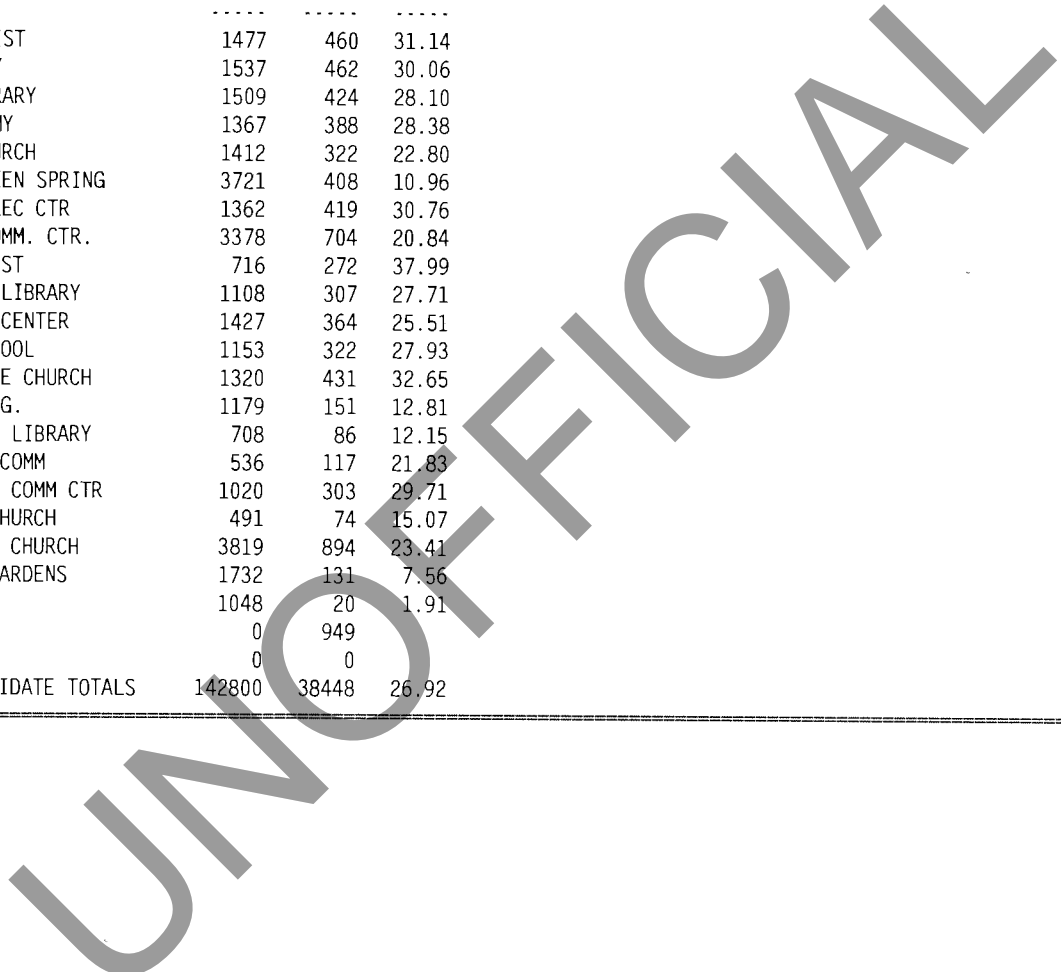


WITH 70 OF 71 PRECINCTS REPORTING

R V T  
 E O O  
 G T T  
 I E A B C T V T T  
 S R L A A O O U O  
 T S L S T T R T  
 E L T A E N A  
 R O L R O L  
 E T U  
 D S T

(CONTINUED FROM PREVIOUS PAGE)

	D	S	T
0049 MOUNT ZION BAPTIST	1477	460	31.14
0050 WEST END ACADEMY	1537	462	30.06
0051 EAST ENSLEY LIBRARY	1509	424	28.10
0052 BUSH HILL ACADEMY	1367	388	28.38
0053 MT ZION COMM CHURCH	1412	322	22.80
0054 MINISTRY CTR GREEN SPRING	3721	408	10.96
0055 HENRY CRUMPTON REC CTR	1362	419	30.76
0056 OXMOOR VALLEY COMM. CTR.	3378	704	20.84
0057 NEW BETHEL BAPTIST	716	272	37.99
0058 FIVE POINTS PUB LIBRARY	1108	307	27.71
0059 ROOSEVELT COMM. CENTER	1427	364	25.51
0060 WENONAH HIGH SCHOOL	1153	322	27.93
0061 BRYANT CHAPEL AME CHURCH	1320	431	32.65
0062 BELL WALLACE BLDG.	1179	151	12.81
0063 SOUTHSIDE BRANCH LIBRARY	708	86	12.15
0064 SOUTHTOWN HSING COMM	536	117	21.83
0065 DOLOMITE W FIELD COMM CTR	1020	303	29.71
0066 GUILDING LIGHT CHURCH	491	74	15.07
0067 MCELWAIN BAPTIST CHURCH	3819	894	23.41
0068 BHAM BOTANICAL GARDENS	1732	131	7.56
0069 FIRE STATION #32	1048	20	1.91
0070 ABSENTEE	0	949	
0071 PROVISIONAL	0	0	
CANDIDATE TOTALS	142800	38448	26.92



MAYOR

WITH 70 OF 71 PRECINCTS REPORTING

	PB	WAB	EPH					F " S						
	AE	I . E	RHI	C " J	LEJ	RA	Er	EW	AO					
	TL	L L	VIL	TH	AJA	A . A	DTL	AT	Z	NO	CW			
	RL	L L	RD	ILL	RU	RrC	N C	O . O	NT	S	DD	HO		
	I	I	AA	NE .	UN	L " K	N K	N M	KH	i	AF	RO		
	C	A	S	NV	M	DT	S	Y	S	A	A	W	m	
	I	A	M	R	DI	OI	YE	O	N	O	L	X	W	s
	A		.	YS	NI	R		N	D	S	"	LN	SS	
0001 EAST PINSON VALLEY REC	4	164	1	2	0	0	0	0	6	1	177	97		
0002 OUR LADY OF LOURDES	6	481	8	5	10	2	1	1	7	7	509	393		
0003 TOM BRADFORD PARK	0	136	1	3	2	0	0	0	2	5	149	94		
0004 L.M. SMITH MIDDLE SCHOOL	2	289	7	1	2	2	1	1	19	3	387	197		
0005 BETHEL BAPTIST CHURCH	6	429	1	8	2	1	0	1	4	1	253	132		
0006 SUN VALLEY ELEM SCHOOL	11	449	3	6	3	3	1	2	8	3	320	201		
0007 CRESTWOOD ED/REN ACAD	2	188	3	1	11	0	1	1	5	14	847	128		
0008 SOUTH HAMPTON ELEM SCHOOL	5	371	9	2	2	1	0	0	19	1	277	136		
0009 DON HAWKINS PARK REC CTR	4	225	4	4	7	1	0	3	6	6	426	175		
0010 ROBINSON ELEM SCHOOL	5	181	4	0	0	1	0	1	11	1	257	106		
0011 MARTHA GASKINS ELEM SCH	4	190	5	1	3	0	1	1	7	3	273	133		
0012 BIRMINGHAM FIRE #12	1	172	5	2	2	2	0	1	1	7	568	80		
0013 FAITH CHAPEL CHRISTIAN	1	145	2	3	2	0	0	0	10	0	165	72		
0014 HUDSON MIDDLE SCHOOL	3	226	2	2	1	1	0	0	3	3	216	90		
0015 BARRETT ELEM SCHOOL	3	157	3	3	0	0	0	0	18	3	227	82		
0016 INGLENOOK ELEM SCHOOL	6	179	0	2	0	0	0	0	9	1	161	76		
0017 NORWOOD COMM CENTER	5	217	2	4	1	1	0	0	14	3	196	109		
0018 WILLOW WOOD REC CENTER	4	141	2	3	2	0	0	0	8	0	177	73		
0019 NEW RISING STAR BAPTIST	5	156	3	0	1	0	2	0	11	7	217	87		
0020 SHEPHERD CENTER EAST	3	145	5	0	2	1	0	0	5	1	120	84		
0021 HOOPER CITY REC. CENTER	2	108	0	3	0	1	0	0	7	1	83	45		
0022 OLIVER ELEM SCHOOL	4	133	4	6	0	0	0	0	3	4	214	68		
0023 NORTH BHAM REC CENTER	3	69	1	1	0	0	0	0	6	0	75	66		
0024 N. BIRMINGHAM PUB LIBRARY	1	287	5	5	2	3	0	0	18	1	197	108		
0025 BROWNSVILLE COMM. CENTER	2	220	0	2	3	0	0	0	6	1	150	93		
0026 MORTON SIMPSON COMM CTR.	4	114	0	1	0	1	0	0	4	0	147	59		
0027 MOUNT HEBRON BAPTIST	2	121	2	3	1	1	1	0	5	1	92	66		
0028 N AVONDALE PUB LIBRARY	4	76	1	0	1	0	0	0	3	2	112	51		
0029 LIVELY HOPE BAPTIST	2	131	4	3	0	0	0	0	5	1	102	44		
0030 LEGION FIELD GATE #7	8	613	10	7	5	2	1	0	24	1	451	246		
0031 HIGHLAND PARK GOLF COURSE	5	183	2	6	8	2	0	0	6	18	700	105		
0032 ENSLEY PARK REC CENTER	1	375	4	5	6	2	1	1	15	0	294	170		
0033 HARRISON PARK REC CTR	4	330	6	4	2	0	1	0	15	0	283	193		
0034 CHARLES A BROWN ELEM	3	456	8	7	5	0	4	3	10	1	331	198		
0035 CENTRAL PARK REC CENTER	8	284	13	4	1	0	2	0	16	3	269	157		
0036 RAMSAY ALTERNATIVE HS	6	69	4	1	6	0	1	0	2	5	265	28		
0037 SIXTH AVE. BAPTIST CHURCH	9	442	8	18	3	0	0	1	9	3	297	165		
0038 MEMORIAL REC CENTER	5	239	8	5	1	0	0	0	15	6	161	154		
0039 MINOR ELEM SCHOOL	8	275	4	4	3	1	1	0	9	1	217	127		
0040 JEFF CO COURTHOUSE	4	151	0	2	0	0	1	1	7	0	288	69		
0041 HEMPHILL SCHOOL REC BLDG	3	199	1	2	1	0	1	1	11	3	142	145		
0042 AVONDALE PUBLIC LIBRARY	1	118	2	1	3	1	0	0	7	4	509	54		
0043 WIGGINS LIBRARY & REC CTR	0	246	8	2	2	0	1	0	6	0	194	112		
0044 CENTRAL PARK ELEM SCHOOL	8	143	8	3	2	2	1	0	10	2	168	73		

MAYOR

WITH 70 OF 71 PRECINCTS REPORTING

F " S  
E B I  
R r M  
N o S  
A t  
N h  
F M D e  
R A E r  
R W  
A O  
A E I . E R H I C " J L E J  
T L L L V I L T H A J A A . A D T L A T Z  
R L L L R D I L L R U R r C N C O . O N T S N O C W  
I I A A N E , U N L " K N K N M K H i D D H O  
C A S N V M D T S Y S A A E m A F R O  
I M R D I O I Y E O L X W s " L I I D  
A . Y S N I R N N D S " L N S S

(CONTINUED FROM PREVIOUS PAGE)

0045 GLEN IRIS ELEM SCHOOL	2	69	4	2	4	0	0	0	2	7	330	46
0046 AVONDALE ELEM SCHOOL	3	129	6	2	2	0	0	1	2	4	571	69
0047 MORE THAN CONQUERORS CH	5	272	3	2	2	0	0	0	9	1	165	107
0048 WILKERSON MID SCHOOL	3	196	7	7	0	1	1	0	4	3	158	133
0049 MOUNT ZION BAPTIST	5	217	4	0	0	0	3	2	7	1	152	67
0050 WEST END ACADEMY	5	202	5	3	1	0	0	0	10	1	134	101
0051 EAST ENSLEY LIBRARY	7	178	7	4	4	1	0	0	7	1	127	88
0052 BUSH HILL ACADEMY	5	190	1	3	4	0	0	0	5	0	105	74
0053 MT ZION COMM CHURCH	5	149	1	4	1	0	0	1	2	0	117	40
0054 MINISTRY CTR GREEN SPRING	2	114	5	2	6	1	0	0	5	2	191	80
0055 HENRY CRUMPTON REC CTR	6	212	1	2	2	0	1	0	6	1	119	68
0056 OXMOOR VALLEY COMM. CTR.	7	309	7	2	3	2	2	0	4	2	259	106
0057 NEW BETHEL BAPTIST	6	142	2	2	0	0	0	0	3	0	70	47
0058 FIVE POINTS PUB LIBRARY	1	118	6	4	2	0	0	0	10	0	96	68
0059 ROOSEVELT COMM. CENTER	4	211	1	4	1	1	0	0	2	0	75	63
0060 WENONAH HIGH SCHOOL	1	160	2	2	0	0	1	0	4	1	84	67
0061 BRYANT CHAPEL AME CHURCH	3	203	3	2	3	0	2	0	11	0	124	80
0062 BELL WALLACE BLDG.	0	44	0	0	1	1	0	1	2	1	74	26
0063 SOUTHSIDE BRANCH LIBRARY	2	23	0	0	0	0	0	1	2	0	37	21
0064 SOUTHTOWN HSING COMM	0	18	0	1	0	0	1	1	5	1	70	20
0065 DOLOMITE W FIELD COMM CTR	3	171	1	1	1	0	0	0	2	0	82	42
0066 GUILDING LIGHT CHURCH	1	27	0	0	0	1	0	0	0	2	18	24
0067 MCELWAIN BAPTIST CHURCH	2	149	10	3	12	7	5	3	7	9	506	167
0068 BHAM BOTANICAL GARDENS	0	41	0	0	0	0	1	0	1	2	69	15
0069 FIRE STATION #32	0	3	1	0	3	0	0	0	0	0	6	7
0070 ABSENTEE	7	441	6	6	5	3	1	0	27	3	254	190
0071 PROVISIONAL	0	0	0	0	0	0	0	0	0	0	0	0
CANDIDATE TOTALS	262	14011	256	205	165	50	41	29	531	170	15656	6957
CANDIDATE PERCENT	.68	36.55	.66	.53	.43	.13	.10	.07	1.38	.44	40.84	18.14

MAYOR

WITH 70 OF 71 PRECINCTS REPORTING


O V U V  
V O N O  
E T D T  
R E E E  
S R S

0001 EAST PINSON VALLEY REC	0	0
0002 OUR LADY OF LOURDES	1	1
0003 TOM BRADFORD PARK	0	0
0004 L.M. SMITH MIDDLE SCHOOL	2	2
0005 BETHEL BAPTIST CHURCH	0	0
0006 SUN VALLEY ELEM SCHOOL	0	2

MAYOR

WITH 70 OF 71 PRECINCTS REPORTING

	O V	U V
	V O	N O
	E T	D T
	R E	E E
(CONTINUED FROM PREVIOUS PAGE)	S	R S
0007 CRESTWOOD ED/REN ACAD	0	4
0008 SOUTH HAMPTON ELEM SCHOOL	1	1
0009 DON HAWKINS PARK REC CTR	0	2
0010 ROBINSON ELEM SCHOOL	1	1
0011 MARTHA GASKINS ELEM SCH	2	2
0012 BIRMINGHAM FIRE #12	1	3
0013 FAITH CHAPEL CHRISTIAN	0	1
0014 HUDSON MIDDLE SCHOOL	0	0
0015 BARRETT ELEM SCHOOL	0	0
0016 INGLENOOK ELEM SCHOOL	2	0
0017 NORWOOD COMM CENTER	0	1
0018 WILLOW WOOD REC CENTER	0	0
0019 NEW RISING STAR BAPTIST	0	1
0020 SHEPHERD CENTER EAST	0	1
0021 HOOPER CITY REC. CENTER	0	2
0022 OLIVER ELEM SCHOOL	0	0
0023 NORTH BHAM REC CENTER	0	0
0024 N. BIRMINGHAM PUB LIBRARY	0	5
0025 BROWNSVILLE COMM. CENTER	0	0
0026 MORTON SIMPSON COMM CTR.	0	1
0027 MOUNT HEBRON BAPTIST	0	0
0028 N AVONDALE PUB LIBRARY	0	0
0029 LIVELY HOPE BAPTIST	0	0
0030 LEGION FIELD GATE #7	10	1
0031 HIGHLAND PARK GOLF COURSE	0	1
0032 ENSLEY PARK REC CENTER	1	1
0033 HARRISON PARK REC CTR	0	0
0034 CHARLES A BROWN ELEM	0	1
0035 CENTRAL PARK REC CENTER	1	2
0036 RAMSAY ALTERNATIVE HS	0	3
0037 SIXTH AVE. BAPTIST CHURCH	0	2
0038 MEMORIAL REC CENTER	0	2
0039 MINOR ELEM SCHOOL	0	0
0040 JEFF CO COURTHOUSE	0	3
0041 HEMPHILL SCHOOL REC BLDG	0	2
0042 AVONDALE PUBLIC LIBRARY	0	2
0043 WIGGINS LIBRARY & REC CTR	0	1
0044 CENTRAL PARK ELEM SCHOOL	2	1
0045 GLEN IRIS ELEM SCHOOL	1	1
0046 AVONDALE ELEM SCHOOL	0	2
0047 MORE THAN CONQUERORS CH	0	0
0048 WILKERSON MID SCHOOL	0	0
0049 MOUNT ZION BAPTIST	1	1
0050 WEST END ACADEMY	0	0
0051 EAST ENSLEY LIBRARY	0	0
0052 BUSH HILL ACADEMY	1	0
0053 MT ZION COMM CHURCH	2	0
0054 MINISTRY CTR GREEN SPRING	0	0
0055 HENRY CRUMPTON REC CTR	0	1
0056 OXMOOR VALLEY COMM. CTR.	0	1
0057 NEW BETHEL BAPTIST	0	0
0058 FIVE POINTS PUB LIBRARY	1	1
0059 ROOSEVELT COMM. CENTER	2	0
0060 WENONAH HIGH SCHOOL	0	0





MAYOR

WITH 70 OF 71 PRECINCTS REPORTING

(CONTINUED FROM PREVIOUS PAGE)

	O V O E T R E S	U V N O D T E E R S
0061 BRYANT CHAPEL AME CHURCH	0	0
0062 BELL WALLACE BLDG.	0	1
0063 SOUTHSIDE BRANCH LIBRARY	0	0
0064 SOUTHTOWN HSING COMM	0	0
0065 DOLOMITE W FIELD COMM CTR	0	0
0066 GUILDING LIGHT CHURCH	0	1
0067 MCELWAIN BAPTIST CHURCH	0	14
0068 BHAM BOTANICAL GARDENS	0	2
0069 FIRE STATION #32	0	0
0070 ABSENTEE	1	5
0071 PROVISIONAL	0	0
CANDIDATE TOTALS	33	82
CANDIDATE PERCENT		

CITY COUNCIL DISTRICT NO. 1

WITH 7 OF 8 PRECINCTS REPORTING

	S C H O L E L R L M I A N S	L S A C S A H L U E J R A	O V U V N O D T E E R S	U V N O D T E E R S
0001 EAST PINSON VALLEY REC	124	321	0	7
0002 OUR LADY OF LOURDES	439	860	1	13
0003 TOM BRADFORD PARK	101	276	0	4
0004 L.M. SMITH MIDDLE SCHOOL	153	461	0	8
0006 SUN VALLEY ELEM SCHOOL	358	651	0	3
0011 MARTHA GASKINS ELEM SCH	94	237	0	4
0070 ABSENTEE	29	39	0	1
0071 PROVISIONAL	0	0	0	0
CANDIDATE TOTALS	1298	2845	1	40
CANDIDATE PERCENT	31.32	68.67		

CITY COUNCIL DISTRICT NO. 2

WITH 15 OF 16 PRECINCTS REPORTING

	L C A O W R A E W N A C Y E	K D J I E S L M T U M A T H Y N	K R I A M F R E D N A	J T O H R O D M A P N S O	H W U I Y I N L R L T L O L N I E A M S	T W Y I R L O L O V U V N O D T E E R S				
0002 OUR LADY OF LOURDES	18	13	8	31	25	2	8	9	0	5
0003 TOM BRADFORD PARK	1	0	0	6	2	0	1	1	0	0

CITY COUNCIL DISTRICT NO. 2

WITH 15 OF 16 PRECINCTS REPORTING

LC KDJ KR JT HW TW  
AO I.E SLM IA OH UI YI  
WN M A T U MF D "R RO NL RL  
RA B N E R F EDE DM TL OL OV UV  
EW E T P P E AeE AP EI NI VO NO  
NA R Y H H R NeD NS RA EA ET DT  
CY L E Y T N " O M M RE DT  
E Y N Y A N S S S R S

(CONTINUED FROM PREVIOUS PAGE)

0007 CRESTWOOD ED/REN ACAD	19	29	36	84	48	31	293	16	0	27
0009 DON HAWKINS PARK REC CTR	139	83	21	179	106	28	162	136	0	9
0010 ROBINSON ELEM SCHOOL	105	64	18	105	135	13	48	73	0	5
0011 MARTHA GASKINS ELEM SCH	53	8	5	37	58	2	8	20	0	2
0012 BIRMINGHAM FIRE #12	0	0	0	0	0	0	0	0	0	0
0019 NEW RISING STAR BAPTIST	71	72	26	71	112	14	21	75	0	3
0020 SHEPHERD CENTER EAST	0	0	0	0	0	1	1	0	0	0
0046 AVONDALE ELEM SCHOOL	0	0	0	0	0	0	0	0	0	0
0066 GUILDING LIGHT CHURCH	12	10	12	21	2	2	8	3	0	4
0067 MCELWAIN BAPTIST CHURCH	19	22	41	99	54	77	553	14	1	14
0068 BHAM BOTANICAL GARDENS	2	3	4	6	6	13	7	4	0	0
0069 FIRE STATION #32	1	1	1	4	4	1	3	1	0	4
0070 ABSENTEE	7	6	4	21	4	4	9	6	0	1
0071 PROVISIONAL	0	0	0	0	0	0	0	0	0	0
CANDIDATE TOTALS	447	311	176	664	556	188	1122	358	1	74
CANDIDATE PERCENT	11.69	8.13	4.60	17.37	14.54	4.91	29.35	9.36		

CITY COUNCIL DISTRICT NO. 3

WITH 11 OF 12 PRECINCTS REPORTING

RH  
OE  
VAA WN  
A.B AD  
L B NE RJ OV UV  
E O R YO VO NO  
R T S AN ET DT  
I T O NE RE EE  
E N S S R S

0007 CRESTWOOD ED/REN ACAD	228	10	107	0	9
0031 HIGHLAND PARK GOLF COURSE	619	23	353	0	40
0036 RAMSAY ALTERNATIVE HS	195	13	159	0	14
0042 AVONDALE PUBLIC LIBRARY	292	11	122	0	19
0045 GLEN IRIS ELEM SCHOOL	254	19	175	0	19
0046 AVONDALE ELEM SCHOOL	559	16	178	0	38
0054 MINISTRY CTR GREEN SPRING	188	10	78	0	9
0063 SOUTHSIDE BRANCH LIBRARY	41	4	26	0	6
0064 SOUTHTOWN HSING COMM	9	0	1	0	1
0068 BHAM BOTANICAL GARDENS	64	2	12	0	8
0070 ABSENTEE	98	3	44	0	7
0071 PROVISIONAL	0	0	0	0	0
CANDIDATE TOTALS	2547	111	1255		170
CANDIDATE PERCENT	65.09	2.83	32.07		

CITY COUNCIL DISTRICT NO. 4

WITH 18 OF 19 PRECINCTS REPORTING

	Q	P	S	W		
	WP	UCE	EI			
	IA	NOT	RL			
M J L	L R	E r T	GL	O V	U V	
A E a	L K	L y W	I I	V O	N O	
R A M	I E	I " A	O A	E T	D T	
Y N A	AR	U Y	M	RE	EE	
	Y	M	S	S	S	RS
0004 L.M. SMITH MIDDLE SCHOOL	39	205	28	11	0	10
0011 MARTHA GASKINS ELEM SCH	10	65	13	5	0	4
0012 BIRMINGHAM FIRE #12	15	35	6	1	0	5
0014 HUDSON MIDDLE SCHOOL	40	438	26	25	0	18
0015 BARRETT ELEM SCHOOL	0	0	0	0	0	0
0016 INGLENOOK ELEM SCHOOL	33	306	44	33	1	19
0017 NORWOOD COMM CENTER	83	363	46	24	0	32
0018 WILLOW WOOD REC CENTER	42	277	36	22	0	30
0020 SHEPHERD CENTER EAST	34	256	42	13	0	20
0021 HOOPER CITY REC. CENTER	0	10	0	2	0	0
0022 OLIVER ELEM SCHOOL	3	22	3	2	0	3
0023 NORTH BHAM REC CENTER	22	156	15	8	0	20
0024 N. BIRMINGHAM PUB LIBRARY	0	0	0	0	0	0
0025 BROWNSVILLE COMM. CENTER	46	375	38	11	0	7
0026 MORTON SIMPSON COMM CTR.	38	205	48	22	0	18
0028 N AVONDALE PUB LIBRARY	16	70	15	4	0	2
0040 JEFF CO COURTHOUSE	0	0	0	0	0	1
0070 ABSENTEE	5	38	5	1	0	0
0071 PROVISIONAL	0	0	0	0	0	0
CANDIDATE TOTALS	426	2821	365	184	1	189
CANDIDATE PERCENT	11.22	74.31	9.61	4.84		

CITY COUNCIL DISTRICT NO. 5

WITH 18 OF 19 PRECINCTS REPORTING

	J	F	A							
	O . U	D C								
	H S	O R		D O	E L R					
	N T	R O		A ' R . O	J S	R W				
	A I	O S	C D	R Q	I B	E C	O A	O V	U V	
	T N	T B	H A	R U	C B	R H	B L	V O	N O	
	H	H Y	R V	E I	A I	E A	E K	E T	D T	
	A	E	I I	L N	N	M T	R E	R E	E E	
	N	A	S S	L N	S	Y Z	T R	S	R S	
0007 CRESTWOOD ED/REN ACAD	18	5	4	207	8	24	0	0	2	
0010 ROBINSON ELEM SCHOOL	2	0	1	0	0	0	0	0	0	
0012 BIRMINGHAM FIRE #12	100	64	55	469	14	65	11	2	3	
0015 BARRETT ELEM SCHOOL	213	89	84	29	9	5	53	0	14	
0017 NORWOOD COMM CENTER	0	0	0	0	0	0	0	0	0	
0018 WILLOW WOOD REC CENTER	2	0	1	0	0	0	0	0	0	
0019 NEW RISING STAR BAPTIST	11	1	8	3	1	0	0	0	1	
0022 OLIVER ELEM SCHOOL	183	76	75	16	25	6	19	0	3	
0024 N. BIRMINGHAM PUB LIBRARY	9	4	3	2	0	2	3	0	0	
0028 N AVONDALE PUB LIBRARY	51	21	13	25	5	14	4	0	10	
0030 LEGION FIELD GATE #7	286	106	247	30	14	36	44	1	8	
0031 HIGHLAND PARK GOLF COURSE	0	0	0	1	0	0	0	0	0	
0040 JEFF CO COURTHOUSE	146	35	77	159	26	64	7	0	10	
0042 AVONDALE PUBLIC LIBRARY	71	22	12	79	14	51	1	0	8	
0053 MT ZION COMM CHURCH	117	23	67	19	11	10	11	1	4	
0062 BELL WALLACE BLDG.	40	7	18	35	4	6	0	0	5	

CITY COUNCIL DISTRICT NO. 5

WITH 18 OF 19 PRECINCTS REPORTING

	J	F	A	O	U	D	C	H	S	O	R	D	O	E	L	R	N	T	R	O	A	R	O	J	S	R	W	A	I	O	S	R	O	A	O	V	U	V
	T	N	T	B	H	A	R	V	E	I	A	I	E	A	E	K	R	E	E	T	D	T	A	E	I	I	L	N	N	M	T	R	E	R	E	E	E	
	N	A	S	S	L	N	S	Y	Z	T	R	S	R	S																								
0064 SOUTHTOWN HSING COMM	59	14	15	5	4	2	4	0	3																													
0070 ABSENTEE	46	16	85	25	3	8	5	0	2																													
0071 PROVISIONAL	0	0	0	0	0	0	0	0	0																													
CANDIDATE TOTALS	1354	483	765	1104	138	293	162	4	73																													
CANDIDATE PERCENT	31.49	11.23	17.79	25.68	3.21	6.81	3.76																															

CITY COUNCIL DISTRICT NO. 6

WITH 15 OF 16 PRECINCTS REPORTING

	K	W	E	I	S	T	I	L	K	M	H	Y	T	L	O	V	U	V	E	I	E	S	H	I	V	O	N	O	I	M	I	O	A	E	T	D	T
	T	S	L	N	M	R	E	S	H	S	E	E	R	S																							
	H	A	S	S	R	S	R	S																													
0030 LEGION FIELD GATE #7	24	164	6	0	3																																
0033 HARRISON PARK REC CTR	55	362	21	0	6																																
0036 RAMSAY ALTERNATIVE HS	0	7	0	0	2																																
0037 SIXTH AVE. BAPTIST CHURCH	193	693	45	0	26																																
0038 MEMORIAL REC CENTER	109	417	50	0	20																																
0041 HEMPHILL SCHOOL REC BLDG	47	406	27	0	12																																
0045 GLEN IRIS ELEM SCHOOL	0	1	0	0	0																																
0047 MORE THAN CONQUERORS CH	68	468	20	0	10																																
0054 MINISTRY CTR GREEN SPRING	16	95	8	0	4																																
0055 HENRY CRUMPTON REC CTR	43	337	22	0	17																																
0058 FIVE POINTS PUB LIBRARY	6	16	1	0	0																																
0060 WENONAH HIGH SCHOOL	4	36	0	0	0																																
0062 BELL WALLACE BLDG.	11	18	4	0	3																																
0063 SOUTHSIDE BRANCH LIBRARY	2	3	2	0	2																																
0070 ABSENTEE	22	116	3	0	1																																
0071 PROVISIONAL	0	0	0	0	0																																
CANDIDATE TOTALS	600	3139	209	106																																	
CANDIDATE PERCENT	15.19	79.50	5.29																																		

CITY COUNCIL DISTRICT NO. 7

WITH 14 OF 15 PRECINCTS REPORTING

J ( R  
A J O  
M a B  
E y E  
S ) R  
S  
O

	T B	HL	O . A	N	JR	OV	UV
	I A	OE	N L	.	EO	VO	NO
	TT	SW	N O	J	FW	ET	DT
	UT	SL	E I	I N	R	E R	EE
	E	AS	E E	.	R	S	RS
0033 HARRISON PARK REC CTR	19	21	54	216	68	0	16
0035 CENTRAL PARK REC CENTER	19	29	94	177	32	0	8
0041 HEMPHILL SCHOOL REC BLDG	0	0	5	3	0	0	0
0043 WIGGINS LIBRARY & REC CTR	21	14	125	320	74	0	18
0044 CENTRAL PARK ELEM SCHOOL	5	3	9	43	8	0	3
0049 MOUNT ZION BAPTIST	13	24	108	237	61	1	16
0050 WEST END ACADEMY	25	29	111	225	50	0	22
0056 OXMOOR VALLEY COMM. CTR.	24	20	176	433	23	0	28
0057 NEW BETHEL BAPTIST	15	19	26	167	35	0	10
0058 FIVE POINTS PUB LIBRARY	13	30	55	142	33	0	11
0059 ROOSEVELT COMM. CENTER	13	17	50	227	47	2	8
0060 WENONAH HIGH SCHOOL	3	25	57	166	21	1	9
0061 BRYANT CHAPEL AME CHURCH	11	55	76	251	33	0	5
0070 ABSENTEE	4	5	15	60	4	0	2
0071 PROVISIONAL	0	0	0	0	0	0	0
CANDIDATE TOTALS	185	291	961	2667	489	4	156
CANDIDATE PERCENT	4.02	6.33	20.92	58.06	10.64		

CITY COUNCIL DISTRICT NO. 8

WITH 12 OF 13 PRECINCTS REPORTING

A M T  
G R D A R  
L P E O L R O  
S W H Y E R B A S N  
T . O N T R I I E E O V U V  
E Y E E I N I V O N O  
V T T R S L E T D T  
E T S O L R E E E  
N E N E S R S

	SWH	YE	RB	ASN	OV	UV
	T . O	N T	R I	I E E	V O	N O
	E Y	E E	I N	I	E T	D T
	V T	T R	S	L	R E	E E
	E	T S	O	L	S	R S
0027 MOUNT HEBRON BAPTIST	80	7	29	4	0	3
0029 LIVELY HOPE BAPTIST	0	0	0	0	0	0
0030 LEGION FIELD GATE #7	234	43	72	51	0	10
0032 ENSLEY PARK REC CENTER	238	58	119	52	0	6
0034 CHARLES A BROWN ELEM	669	48	133	166	0	11
0035 CENTRAL PARK REC CENTER	235	91	34	33	0	8
0039 MINOR ELEM SCHOOL	304	68	168	97	2	11
0041 HEMPHILL SCHOOL REC BLDG	7	0	3	1	0	0
0044 CENTRAL PARK ELEM SCHOOL	178	40	66	58	0	10
0051 EAST ENSLEY LIBRARY	112	28	30	21	0	9
0052 BUSH HILL ACADEMY	222	23	78	48	1	16
0070 ABSENTEE	40	8	11	7	0	5
0071 PROVISIONAL	0	0	0	0	0	0

CITY COUNCIL DISTRICT NO. 8

WITH 12 OF 13 PRECINCTS REPORTING

(CONTINUED FROM PREVIOUS PAGE)

	SWH	LP	GR	AMT	DR	OV	UV		
	NT	YE	DAR		RO	IEE			
	RI	RB	ASN		ASN	VO	NO		
	IN	ASN			IEE	VO	NO		
	ET	TR	S	L	ET	DT			
	TS	O	L	RE	EE				
	N	E	N	E	S	RS			
CANDIDATE TOTALS	2319	414	743	538	3	89			
CANDIDATE PERCENT	57.77	10.31	18.51	13.40					

CITY COUNCIL DISTRICT NO. 9

WITH 16 OF 17 PRECINCTS REPORTING

	A	JH	RR	RS	OV	UV				
	CC	OI	WM	OO	DR	EW				
	NJO	HL	EA	DY	AU	GA				
	GeL	NL	NJ	EA	VS	IN				
	EaE	EH	I	DO	RL	IS	NS	OV	UV	
	NnM	RA	A	ER	I	DE	AO	VO	NO	
	E)A	IL	R	L	C	L	LN	J	ET	
	N	CL	D	L	K	L	D	R	RE	
									S	
									EE	
									RS	
0005 BETHEL BAPTIST CHURCH	82	32	211	44	307	34	83	41	0	4
0008 SOUTH HAMPTON ELEM SCHOOL	43	112	204	40	147	30	180	59	0	10
0013 FAITH CHAPEL CHRISTIAN	37	11	77	41	124	19	20	69	0	3
0017 NORWOOD COMM CENTER	1	0	1	0	2	1	0	0	0	0
0021 HOOPER CITY REC. CENTER	24	4	45	43	65	15	33	6	0	5
0023 NORTH BHAM REC CENTER	0	0	0	0	0	0	0	0	0	0
0024 N. BIRMINGHAM PUB LIBRARY	58	16	126	53	232	21	58	26	0	19
0027 MOUNT HEBRON BAPTIST	11	8	42	8	54	15	26	1	0	7
0029 LIVELY HOPE BAPTIST	23	46	57	13	65	11	53	19	0	5
0032 ENSLEY PARK REC CENTER	26	14	71	90	108	13	48	26	0	7
0040 JEFF CO COURTHOUSE	0	0	1	0	0	0	0	0	0	0
0048 WILKERSON MID SCHOOL	46	6	87	30	238	23	35	37	0	11
0051 EAST ENSLEY LIBRARY	22	9	53	14	47	13	43	20	0	3
0053 MT ZION COMM CHURCH	8	3	18	2	22	0	5	1	0	0
0065 DOLOMITE W FIELD COMM CTR	27	3	48	88	84	20	25	1	2	5
0070 ABSENTEE	4	9	30	12	27	6	28	6	0	2
0071 PROVISIONAL	0	0	0	0	0	0	0	0	0	0
CANDIDATE TOTALS	412	273	1071	478	1522	221	637	312	2	81
CANDIDATE PERCENT	8.36	5.54	21.74	9.70	30.89	4.48	12.93	6.33		

MEMBER CITY SCHOOL BOARD DISTRICT NO. 1

WITH 7 OF 8 PRECINCTS REPORTING

	D L R		C S		U V		
	B M H	O E A	K R	E M	J T	O V	U V
	E . O	U E G	E I	D A	E A	V O	N O
	N L G	L A	I C	R L	R T	E T	D T
	I E A	N T E	I L	R E	R E	E E	E E
	E S S	S D H	C	Y	S	R S	R S
0001 EAST PINSON VALLEY REC	15	124	31	223	52	1	6
0002 OUR LADY OF LOURDES	57	290	99	565	252	0	50
0003 TOM BRADFORD PARK	16	75	29	63	180	0	18
0004 L.M. SMITH MIDDLE SCHOOL	61	128	133	197	74	0	29
0006 SUN VALLEY ELEM SCHOOL	77	320	84	311	197	1	22
0011 MARTHA GASKINS ELEM SCH	50	69	38	113	49	0	16
0070 ABSENTEE	1	21	4	25	12	0	6
0071 PROVISIONAL	0	0	0	0	0	0	0
CANDIDATE TOTALS	277	1027	418	1497	816	2	147
CANDIDATE PERCENT	6.86	25.45	10.35	37.10	20.22		

MEMBER CITY SCHOOL BOARD DISTRICT NO. 2

WITH 15 OF 16 PRECINCTS REPORTING

	B M		U V	
	R c	T M	O V	U V
	A C	E I	V O	N O
	N R	R C	V O	N O
	D A	R H	E T	D T
	O Y	I A	R E	E E
	N	L	S	R S
0002 OUR LADY OF LOURDES	70	36	0	13
0003 TOM BRADFORD PARK	9	1	0	1
0007 CRESTWOOD ED/REN ACAD	212	285	0	86
0009 DON HAWKINS PARK REC CTR	350	446	0	67
0010 ROBINSON ELEM SCHOOL	298	217	0	51
0011 MARTHA GASKINS ELEM SCH	105	72	0	16
0012 BIRMINGHAM FIRE #12	0	0	0	0
0019 NEW RISING STAR BAPTIST	219	206	0	40
0020 SHEPHERD CENTER EAST	1	1	0	0
0046 AVONDALE ELEM SCHOOL	0	0	0	0
0066 GUILDING LIGHT CHURCH	34	32	0	8
0067 MCELWAIN BAPTIST CHURCH	352	362	0	180
0068 BHAM BOTANICAL GARDENS	18	24	0	3
0069 FIRE STATION #32	8	8	0	4
0070 ABSENTEE	29	27	0	6
0071 PROVISIONAL	0	0	0	0
CANDIDATE TOTALS	1705	1717		475
CANDIDATE PERCENT	49.82	50.17		

MEMBER CITY SCHOOL BOARD DISTRICT NO. 3

WITH 11 OF 12 PRECINCTS REPORTING

	M D B		U V	
	A R O	L J C	O V	U V
	R E E	A . O	V O	N O
	Y N H	R N	V O	N O
	N M	R T	E T	D T
	E	Y R	R E	E E
	N	I	S	R S
.....	.....	.....	.....	.....

MEMBER CITY SCHOOL BOARD DISTRICT NO. 3

WITH 11 OF 12 PRECINCTS REPORTING

M D B  
 A R O L J C  
 R E E A . O O V U V  
 Y N H R N V O N O  
 N M R T E T D T  
 E Y R R E E  
 N I S R S

(CONTINUED FROM PREVIOUS PAGE)

	N	I	S	R S
0007 CRESTWOOD ED/REN ACAD	194	137	0	23
0031 HIGHLAND PARK GOLF COURSE	702	287	0	46
0036 RAMSAY ALTERNATIVE HS	243	108	0	30
0042 AVONDALE PUBLIC LIBRARY	359	76	0	9
0045 GLEN IRIS ELEM SCHOOL	296	140	0	31
0046 AVONDALE ELEM SCHOOL	576	197	0	18
0054 MINISTRY CTR GREEN SPRING	154	118	0	13
0063 SOUTHSIDE BRANCH LIBRARY	52	16	0	9
0064 SOUTHTOWN HSING COMM	6	4	0	1
0068 BHAM BOTANICAL GARDENS	78	6	0	2
0070 ABSENTEE	103	40	0	9
0071 PROVISIONAL	0	0	0	0
CANDIDATE TOTALS	2763	1129		191
CANDIDATE PERCENT	70.99	29.00		

MEMBER CITY SCHOOL BOARD DISTRICT NO. 4

WITH 18 OF 19 PRECINCTS REPORTING

D H  
 A C A E  
 M O A N  
 B U G D E M  
 E R Y R D A O V U V  
 R T E I W D V O N O  
 N C A D E T D T  
 E K R O R E E E  
 Y S D X S R S

	N	C	A D	E T	D T
0004 L.M. SMITH MIDDLE SCHOOL	76	79	124	0	14
0011 MARTHA GASKINS ELEM SCH	22	23	46	0	6
0012 BIRMINGHAM FIRE #12	14	21	23	0	4
0014 HUDSON MIDDLE SCHOOL	80	136	312	0	19
0015 BARRETT ELEM SCHOOL	0	0	0	0	0
0016 INGLENOOK ELEM SCHOOL	87	121	211	0	17
0017 NORWOOD COMM CENTER	89	261	175	0	23
0018 WILLOW WOOD REC CENTER	56	155	180	0	16
0020 SHEPHERD CENTER EAST	63	91	194	0	17
0021 HOOPER CITY REC. CENTER	5	1	6	0	0
0022 OLIVER ELEM SCHOOL	5	11	13	0	4
0023 NORTH BHAM REC CENTER	42	40	124	0	15
0024 N. BIRMINGHAM PUB LIBRARY	0	0	0	0	0
0025 BROWNSVILLE COMM. CENTER	91	214	164	0	8
0026 MORTON SIMPSON COMM CTR.	47	106	156	0	22
0028 N AVONDALE PUB LIBRARY	30	27	46	0	4
0040 JEFF CO COURTHOUSE	0	0	0	0	1
0070 ABSENTEE	10	22	16	0	1
0071 PROVISIONAL	0	0	0	0	0
CANDIDATE TOTALS	717	1308	1790		171
CANDIDATE PERCENT	18.79	34.28	46.92		



MEMBER CITY SCHOOL BOARD DISTRICT NO. 5

WITH 18 OF 19 PRECINCTS REPORTING

	EMC	MM	DTM	M" M	ADM	AM	S			
	LAR	Ac	A.c	IMI	N.I	AU	-			
	BLB	ONE	RD	V K	CiL	D T	I H	W		
	U.U	INN	TO	I I	HcL	R C	SA	A	OV	UV
	F R	SIS	HW	D N	Aks	E H	HM	T	VO	NO
	O K	ENH	AE	N Ee	A A	E E	AM	S	ET	DT
	R S	GA	L	E Lyp	"	L	A	O	RE	EE
	D	W	L	Y		L	D	N	S	RS
0007 CRESTWOOD ED/REN ACAD	1	7	8	14	189	9	10	9	0	21
0010 ROBINSON ELEM SCHOOL	1	0	0	0	0	1	1	0	0	0
0012 BIRMINGHAM FIRE #12	16	46	51	93	393	49	40	37	1	57
0015 BARRETT ELEM SCHOOL	21	37	80	71	59	37	134	30	0	27
0017 NORWOOD COMM CENTER	0	0	0	0	0	0	0	0	0	0
0018 WILLOW WOOD REC CENTER	0	0	1	0	1	0	0	0	0	1
0019 NEW RISING STAR BAPTIST	1	3	3	2	4	3	8	0	0	1
0022 OLIVER ELEM SCHOOL	9	71	41	74	62	44	57	34	0	11
0024 N. BIRMINGHAM PUB LIBRARY	3	2	6	2	2	1	3	3	0	1
0028 N AVONDALE PUB LIBRARY	8	16	19	15	33	7	19	12	0	14
0030 LEGION FIELD GATE #7	33	49	205	144	77	60	48	130	1	25
0031 HIGHLAND PARK GOLF COURSE	0	0	0	0	1	0	0	0	0	0
0040 JEFF CO COURTHOUSE	14	20	35	85	235	33	28	31	0	43
0042 AVONDALE PUBLIC LIBRARY	7	15	38	20	90	21	17	14	0	36
0053 MT ZION COMM CHURCH	10	25	41	69	20	26	23	38	0	11
0062 BELL WALLACE BLDG.	8	4	9	19	32	11	6	8	0	18
0064 SOUTHTOWN HSING COMM	11	11	14	9	13	14	16	11	0	7
0070 ABSENTEE	5	23	14	11	25	16	66	18	0	12
0071 PROVISIONAL	0	0	0	0	0	0	0	0	0	0
CANDIDATE TOTALS	148	329	565	628	1236	332	476	375	2	285
CANDIDATE PERCENT	3.61	8.04	13.81	15.35	30.22	8.11	11.64	9.17		

MEMBER CITY SCHOOL BOARD DISTRICT NO. 6

WITH 15 OF 16 PRECINCTS REPORTING

	EPH	RHI	CAG	VIL	H.A	ILL			
	E R	NE	OV	UV					
	R D	M	VO	NO					
	I N	OS	ET	DT					
	E	NR	RE	EE					
	R	.	S	RS					
0030 LEGION FIELD GATE #7	141	42	0	14					
0033 HARRISON PARK REC CTR	329	71	0	44					
0036 RAMSAY ALTERNATIVE HS	6	1	0	2					
0037 SIXTH AVE. BAPTIST CHURCH	647	248	0	62					
0038 MEMORIAL REC CENTER	392	141	0	63					
0041 HEMPHILL SCHOOL REC BLDG	372	76	0	44					
0045 GLEN IRIS ELEM SCHOOL	0	1	0	0					
0047 MORE THAN CONQUERORS CH	444	73	0	49					
0054 MINISTRY CTR GREEN SPRING	91	26	0	6					

MEMBER CITY SCHOOL BOARD DISTRICT NO. 6

WITH 15 OF 16 PRECINCTS REPORTING

	EPH RHI CAG VIL H. A ILL E R NE, R D M I N O S E NR R	OV VO ET RE S	UV NO DT EE RS
(CONTINUED FROM PREVIOUS PAGE)			
0055 HENRY CRUMPTON REC CTR	342	43	0 34
0058 FIVE POINTS PUB LIBRARY	17	5	0 1
0060 WENONAH HIGH SCHOOL	33	6	0 1
0062 BELL WALLACE BLDG.	21	6	0 9
0063 SOUTHSIDE BRANCH LIBRARY	6	1	0 2
0070 ABSENTEE	105	32	0 5
0071 PROVISIONAL	0	0	0 0
CANDIDATE TOTALS	2946	772	336
CANDIDATE PERCENT	79.23	20.76	

MEMBER CITY SCHOOL BOARD DISTRICT NO. 7

WITH 14 OF 15 PRECINCTS REPORTING

	W " W WTA ABI AOL PSM LiL RWE APc TgS DEX TIA E O IRA RGD RWN NSN INO a E D CER T E IRY t R A "	OV VO ET RE S	UV NO DT EE RS
0033 HARRISON PARK REC CTR	92	186	88 0 28
0035 CENTRAL PARK REC CENTER	95	188	64 1 11
0041 HEMPHILL SCHOOL REC BLDG	0	1	7 0 0
0043 WIGGINS LIBRARY & REC CTR	102	264	178 1 27
0044 CENTRAL PARK ELEM SCHOOL	16	36	15 0 4
0049 MOUNT ZION BAPTIST	91	125	227 1 16
0050 WEST END ACADEMY	89	253	99 0 21
0056 OXMOOR VALLEY COMM. CTR.	194	367	112 0 31
0057 NEW BETHEL BAPTIST	55	26	186 0 5
0058 FIVE POINTS PUB LIBRARY	80	127	59 0 18
0059 ROOSEVELT COMM. CENTER	112	77	169 0 6
0060 WENONAH HIGH SCHOOL	106	88	79 0 9
0061 BRYANT CHAPEL AME CHURCH	141	71	211 0 8
0070 ABSENTEE	24	27	36 0 3
0071 PROVISIONAL	0	0	0 0 0
CANDIDATE TOTALS	1197	1836	1530 3 187
CANDIDATE PERCENT	26.23	40.23	33.53

MEMBER CITY SCHOOL BOARD DISTRICT NO. 8

WITH 12 OF 13 PRECINCTS REPORTING

	P B H	A O E	T Z N	ABW	NEO	OV	UV
	RED	DTS	IME	YI	SQS	TRM	NO
	CAR	RL	O	M	WNA	VO	NO
	INS	OM	N	I	OAC	ET	DT
	A	O	N	J	T	NRK	RE
	N	EN	A	H	D	S	EE
							RS
0027 MOUNT HEBRON BAPTIST	43	23	34	15	0	8	
0029 LIVELY HOPE BAPTIST	0	0	0	0	0	0	
0030 LEGION FIELD GATE #7	147	95	121	32	0	15	
0032 ENSLEY PARK REC CENTER	143	167	103	48	0	12	
0034 CHARLES A BROWN ELEM	215	262	425	106	0	19	
0035 CENTRAL PARK REC CENTER	197	106	61	30	0	7	
0039 MINOR ELEM SCHOOL	118	209	224	78	1	20	
0041 HEMPHILL SCHOOL REC BLDG	4	0	5	2	0	0	
0044 CENTRAL PARK ELEM SCHOOL	84	81	103	71	0	13	
0051 EAST ENSLEY LIBRARY	76	46	50	21	0	7	
0052 BUSH HILL ACADEMY	112	90	120	47	0	19	
0070 ABSENTEE	39	14	6	9	0	3	
0071 PROVISIONAL	0	0	0	0	0	0	
CANDIDATE TOTALS	1178	1093	1252	459	1	123	
CANDIDATE PERCENT	29.58	27.44	31.44	11.52			

MEMBER CITY SCHOOL BOARD DISTRICT NO. 9

WITH 16 OF 17 PRECINCTS REPORTING

	L J	AA	SKB	WC	AER	RK	OV	UV
	NLO	ES	VO	NO	DLW	NO	ET	DT
	REN	CN	RE	EE	AY	E	S	RS
0005 BETHEL BAPTIST CHURCH	459	300	0	79				
0008 SOUTH HAMPTON ELEM SCHOOL	471	294	0	60				
0013 FAITH CHAPEL CHRISTIAN	251	114	0	36				
0017 NORWOOD COMM CENTER	3	1	0	1				
0021 HOOPER CITY REC. CENTER	155	55	0	30				
0023 NORTH BHAM REC CENTER	0	0	0	0				
0024 N. BIRMINGHAM PUB LIBRARY	405	164	0	40				
0027 MOUNT HEBRON BAPTIST	121	40	0	11				
0029 LIVELY HOPE BAPTIST	208	59	0	25				
0032 ENSLEY PARK REC CENTER	268	106	0	29				
0040 JEFF CO COURTHOUSE	1	0	0	0				
0048 WILKERSON MID SCHOOL	342	136	0	35				
0051 EAST ENSLEY LIBRARY	142	63	0	19				
0053 MT ZION COMM CHURCH	46	10	0	3				
0065 DOLOMITE W FIELD COMM CTR	198	80	0	25				
0070 ABSENTEE	66	47	0	11				
0071 PROVISIONAL	0	0	0	0				
CANDIDATE TOTALS	3136	1469	404					
CANDIDATE PERCENT	68.09	31.90						