



CITY OF GREENVILLE
POLICE

Greenville Police Department Diversity Statistics

July 24, 2020

COURAGE COMMITMENT COMMUNITY

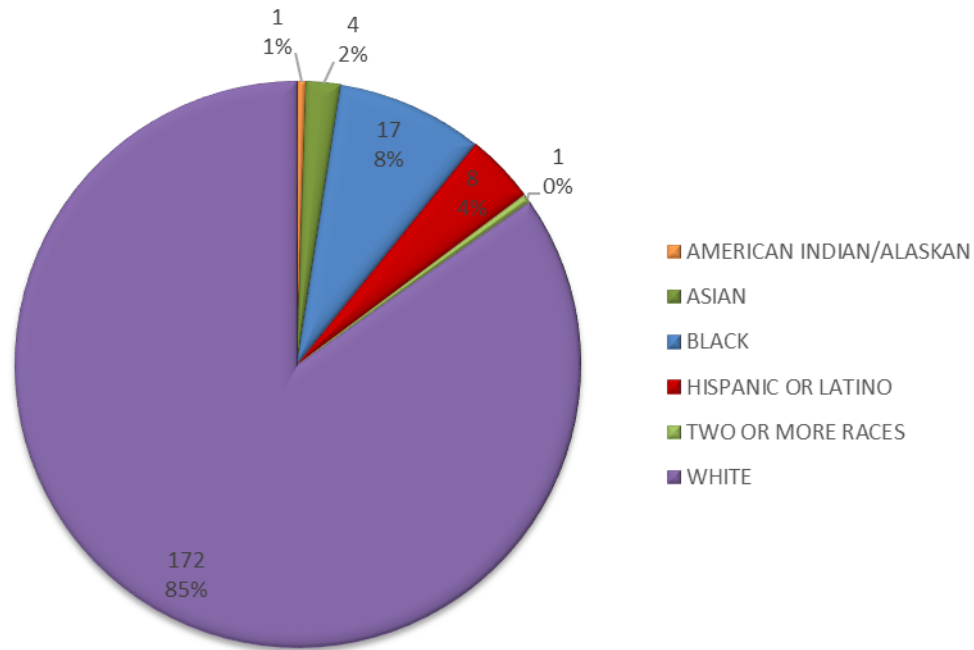


Police Department Demographics

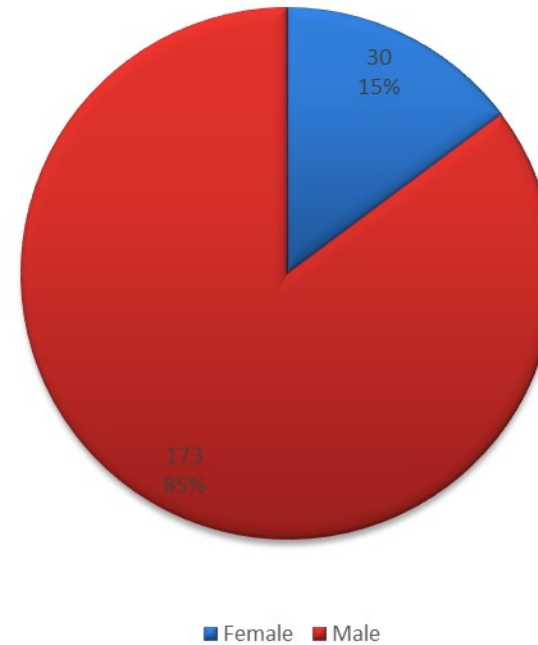
	White		Black		Hispanic or Latino		Asian		Two or More Races		American Indian/Alaskan		Total
	Male	Female	Male	Female	Male	Female	Male	Female	Male	Female	Male	Female	
Sworn													
Police Officer I	28	5	3	1	2		1			1			41
Police Officer II	12	2	1										15
Police Officer III	73	13	8		4	2	1						101
Master Patrolman		1											1
Sergeant	21	2	2	1			1				1		28
Lieutenant	10	1											11
Captain	2	1	1				1						5
Deputy Chief	1												1
Sworn Subtotal	147	25	15	2	6	2	4	0	0	1	1	0	203
Civilian													
Non-Supervisory	11	18	2	10		2				2			45
Supervisory	2	2		1									5
Managerial	1												1
Executive	1	1											2
Civilian Subtotal	15	21	2	11	0	2	0	0	0	2	0	0	53
Total	162	46	17	13	6	4	4			3	1		256

Sworn Demographic Charts

Ethnicity (Sworn)

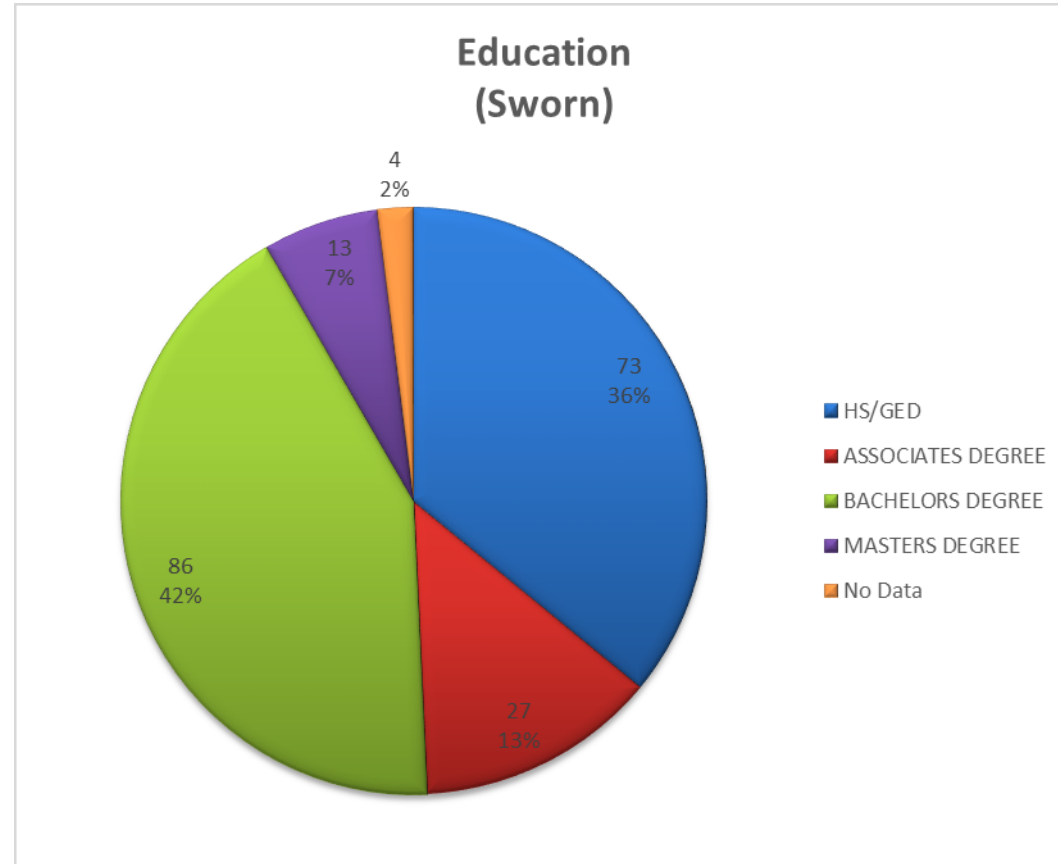


Sex (Sworn)



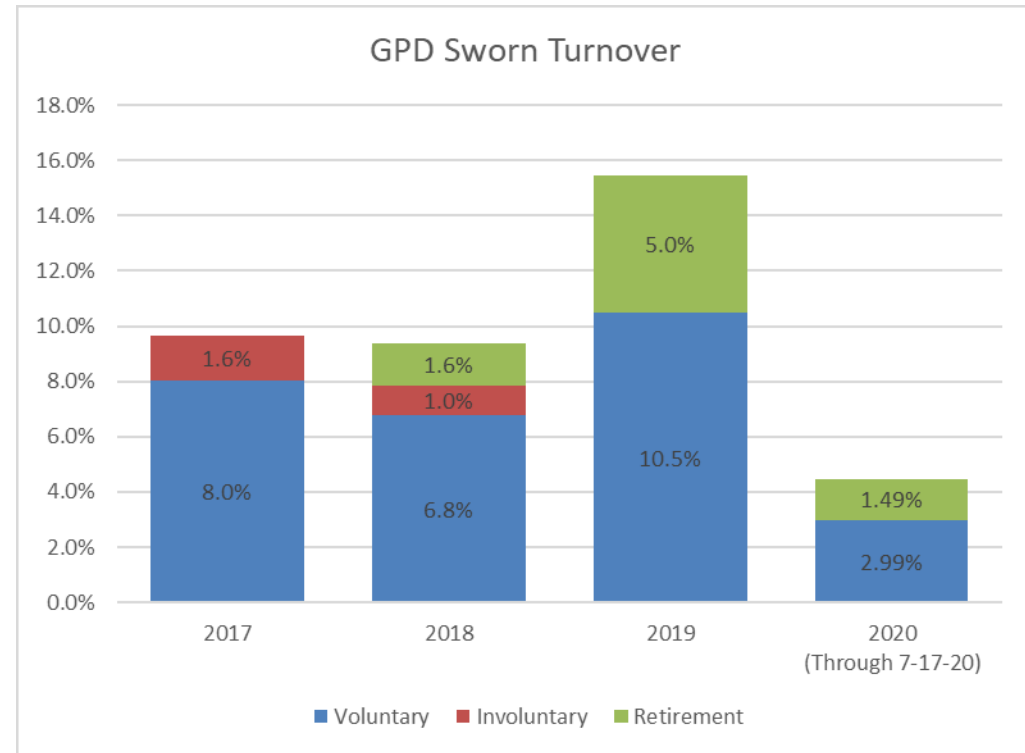
Sworn Education by Rank

Education by Rank (Sworn)	#
Police Officer I	
HS/GED	16
Associate Degree	3
Bachelor's Degree	21
Master's Degree	1
Police Officer II	
HS/GED	5
Associate Degree	1
Bachelor's Degree	8
Master's Degree	1
Police Officer III	
HS/GED	36
Associate Degree	13
Bachelor's Degree	44
Master's Degree	4
No Data	4
Master Patrolman	
Associate Degree	1
Sergeant	
HS/GED	14
Associate Degree	5
Bachelor's Degree	5
Master's Degree	4
Lieutenant	
HS/GED	2
Associate Degree	4
Bachelor's Degree	4
Master's Degree	1
Captain	
Bachelor's Degree	4
Master's Degree	1
Deputy Chief	
Masters Degree	1
Grand Total	203



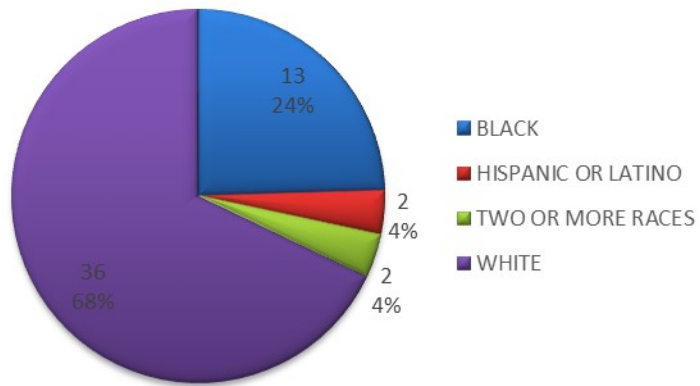
Sworn Tenure and Turnover Statistics

Sworn Rank	#	Avg. Tenure (yrs.)
Police Officer I	41	1.35
Police Officer II	15	3.13
Police Officer III	101	9.38
Master Patrolman	1	11.88
Sergeant	28	13.73
Lieutenant	11	15.83
Captain	5	18.20
Deputy Chief	1	23.37
Overall	203	8.54

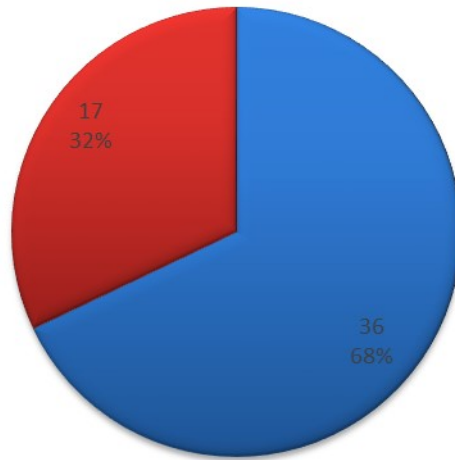


Civilian Statistics

Ethnicity (Civilian)



Sex (Civilian)



Education (Civilian)

