

FAUCHEUX STRATEGIES



City of New Orleans • Voter Survey • July 2025

CONDUCTED FOR

Voice of the People PAC

Survey information

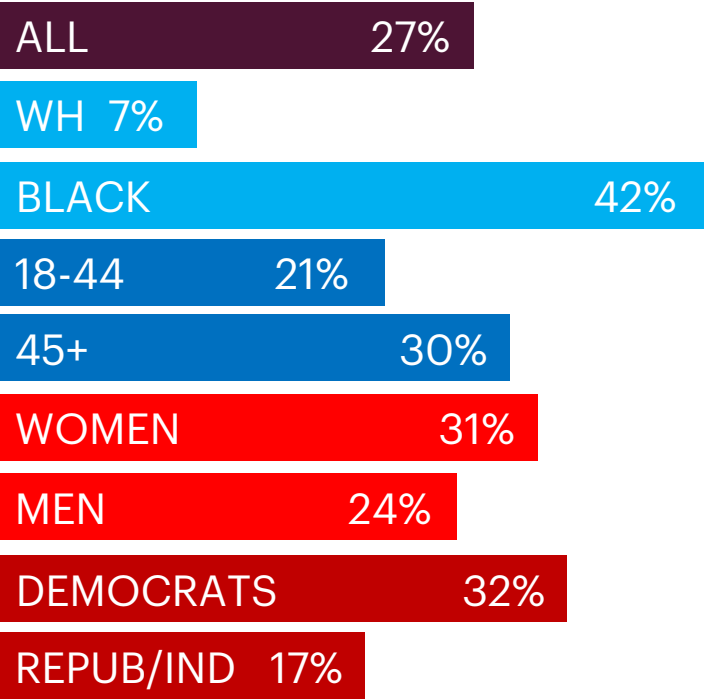
- Survey was conducted July 14-19, 2025 under the direction of Ronald A. Faucheux, Ph.D., CEO of Faucheux Strategies, LLC, New Orleans and Washington, D.C. It was conducted for Voice of the People PAC.
- Survey based on a representative sample of completed interviews with 600 voters in the City of New Orleans, Louisiana.
- Interviews conducted by live, professionally trained telephone interviewers via cell phones (82%) and landlines (18%).
- Margin of error for full adult population sample: +/- 4%.
- Because of rounding, some of the data columns do not add up to 100%.

Favorable Ratings: Public Figures

Of the following public officials and business leaders in New Orleans, please tell me whether you have a favorable or unfavorable opinion of each one--if you haven't heard of them, just say so....

	FAVORABLE	UNFAVORABLE	DON'T KNOW
Helena Moreno	60%	17%	23%
Royce Duplessis	43%	15%	42%
Oliver Thomas	42%	32%	26%
Arthur Hunter	30%	20%	50%
La Toya Cantrell	27%	66%	22%

LaToya Cantrell's favorable rating
by demographics



Election for Mayor: Primary

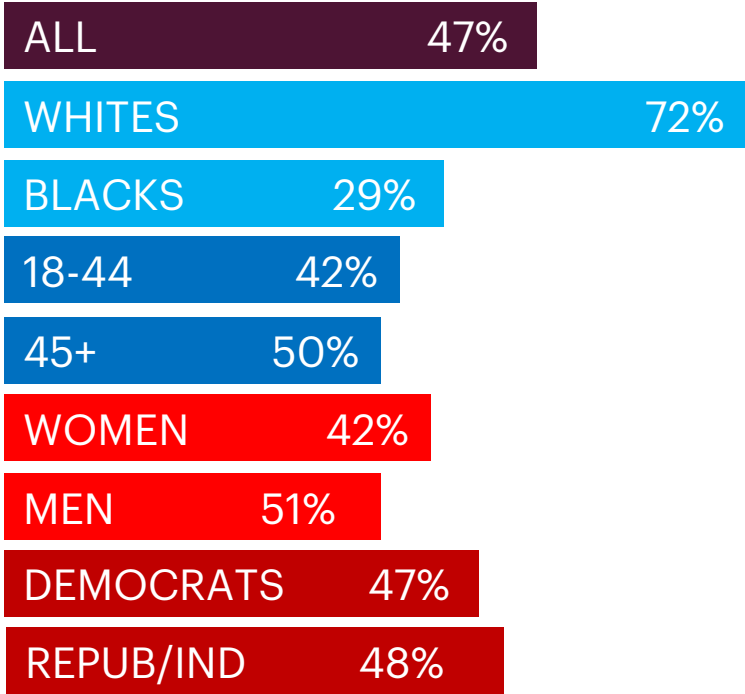
New Orleans will elect a mayor in October. Of the following three candidates, which ONE would you most likely vote for... (ROTATE NAMES) Helena Moreno, Oliver Thomas, Royce Duplessis or Arthur Hunter? If there is a candidate for mayor I did not name that you would likely vote for, who would that be?

Helena Moreno	47%
Oliver Thomas	16%
Royce Duplessis	14%
Arthur Hunter	5%
Others	3%
Don't know	15%

- Since Duplessis entered the race, Thomas' vote dropped 6 points, Hunter's vote dropped 4 points and Moreno's vote has stayed the same. This comparison is based on a public survey conducted by Faucheux Strategies in early June, 2025.
- Thomas polls 4% among Whites and 27% among Blacks.
- Duplessis polls 6% among Whites and 21% among Blacks.

Moreno's vote

By demographics

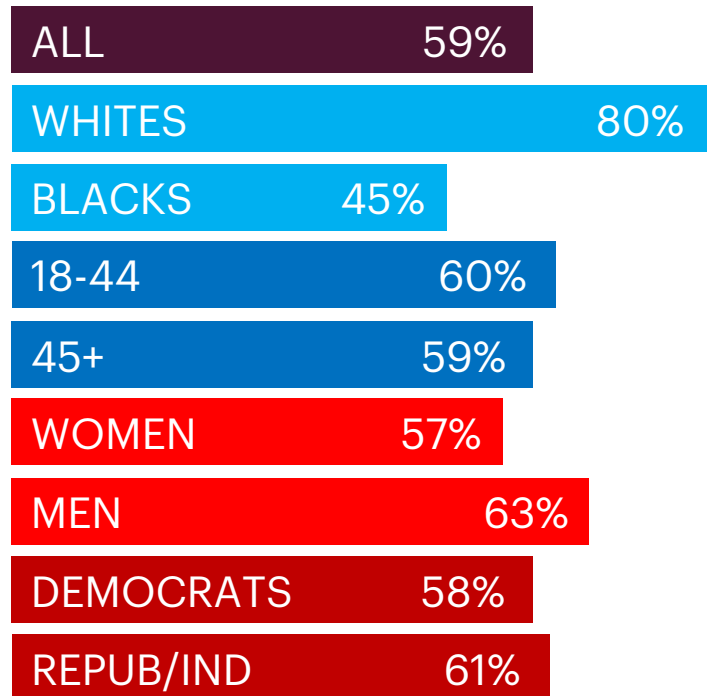


Election for Mayor: Hypothetical runoffs

If the only two candidates for mayor were (ROTATE NAMES) Helena Moreno... and... [Oliver Thomas][Royce Duplessis]... which one would you most likely vote for?

Helena Moreno 59%
Oliver Thomas 26%
Don't know 15%

Moreno's vote against Thomas by demographics



Helena Moreno 57%
Royce Duplessis 26%
Don't know 17%

Moreno's vote against Duplessis by demographics

