

No Labels Taxes & Spending Study for Chris Pappas, NH1

July 2021



Congressional Districts Surveyed



SURVEY METHODOLOGY: This survey was conducted online and by phone within the United States from July 16-21 among 12,673 registered voters in 33 congressional districts (including 350 voters in NH1) within the US. Results were weighted for age by age, gender, party, race, education, and income to align them with their actual proportions in the population for each district. The margin of error for each district is between 4-6 percent.

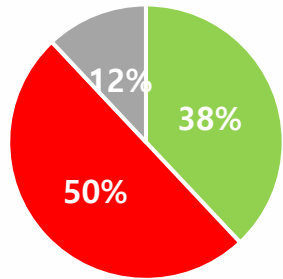
Key Findings



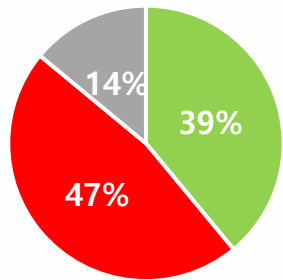
A plurality of voters in NH1 say the country and economy are off on the wrong track; Congressman Pappas is viewed favorably among voters who know him

Mood of the District (NH1) – Direction of Country and Economy, Job Approval, and Favorability Ratings

Direction of the Country

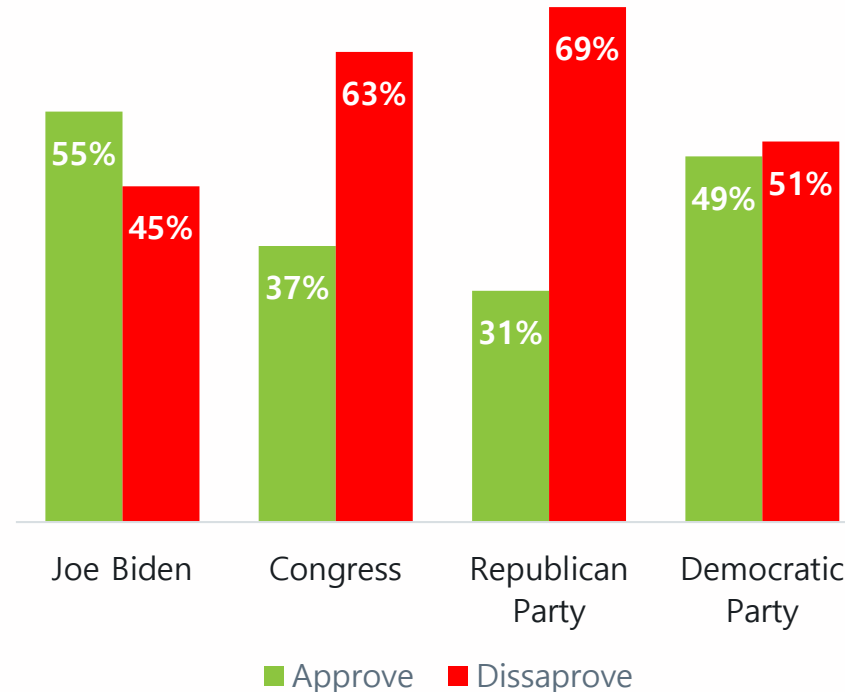


Direction of the Economy



- Right direction
- Wrong track
- Dk/Not sure

Job Approval



- Approve
- Dissapprove

	Favorable	Unfavorable
The local police	83%	12%
Joe Biden	53%	42%
Black Lives Matter	48%	38%
Chris Pappas	46%	31%
Chris Sununu	44%	21%
Jeanne Shaheen	39%	26%
Nancy Pelosi	37%	52%
Maggie Hassan	36%	23%
Donald Trump	34%	62%
Chuck Schumer	33%	41%
Mitch McConnell	19%	60%
Kevin McCarthy	18%	40%

No Opinion
23%

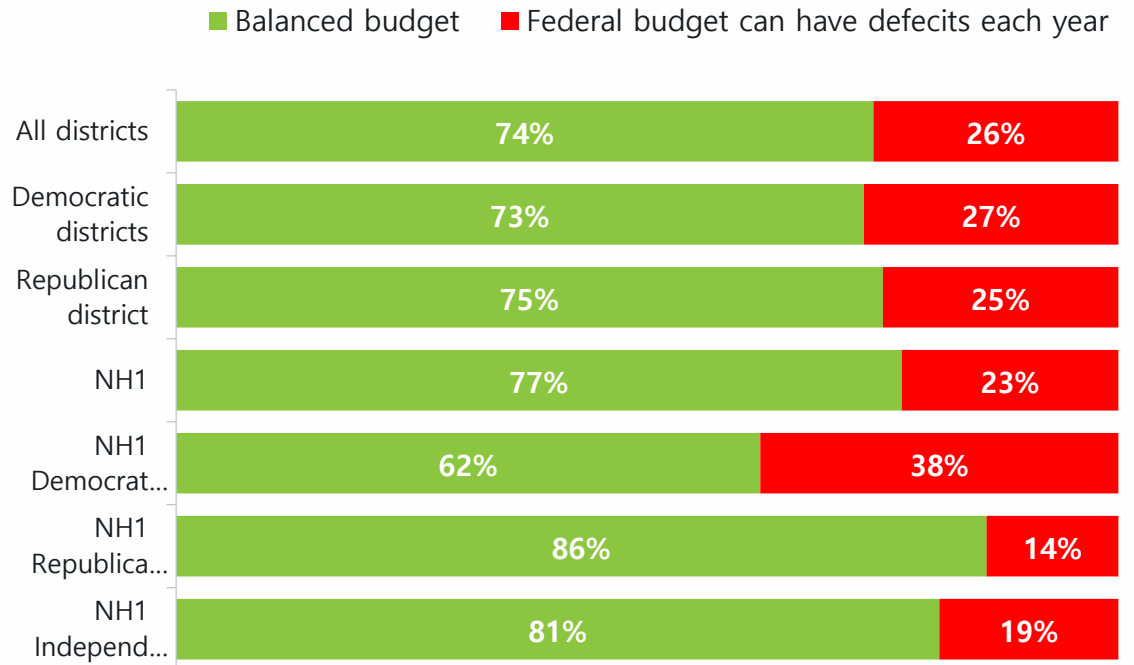
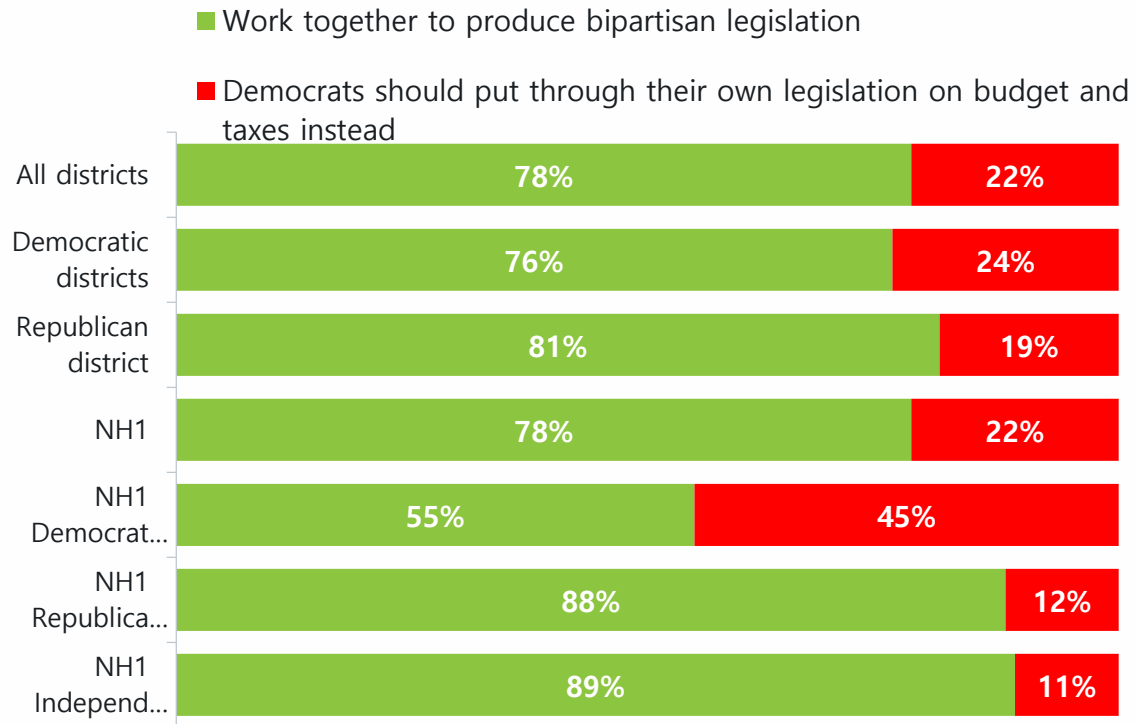
BASE: Registered Voters (n= 350)

© 2021 HarrisX. All rights reserved.

There is overwhelming support for a balanced budget and bi-partisan tax and spend legislation

Do you want Democrats and Republicans to work together to produce bipartisan legislation or do you think the Democrats, who have a majority in the Senate only through the vote of the Vice President, should put through their own legislation on budget and taxes instead?

Do you think that we should have a balanced budget or should the federal budget have deficits each year?



BASE: Registered Voters (n= 2,551)

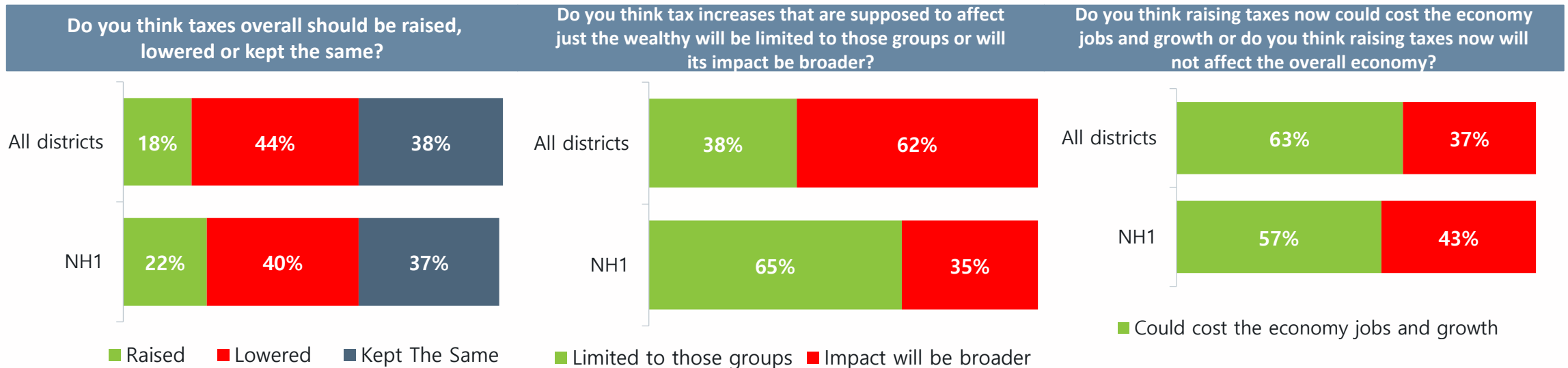
'B1: Do you want Democrats and Republicans to work together to produce bipartisan legislation or do you think the Democrats, who have a majority in the Senate only through the vote of the Vice President, should put through their own legislation on budget and taxes instead?

'B3: Do you think that we should have a balanced budget or should the federal budget have deficits each year?

© 2021 HarrisX. All rights reserved.

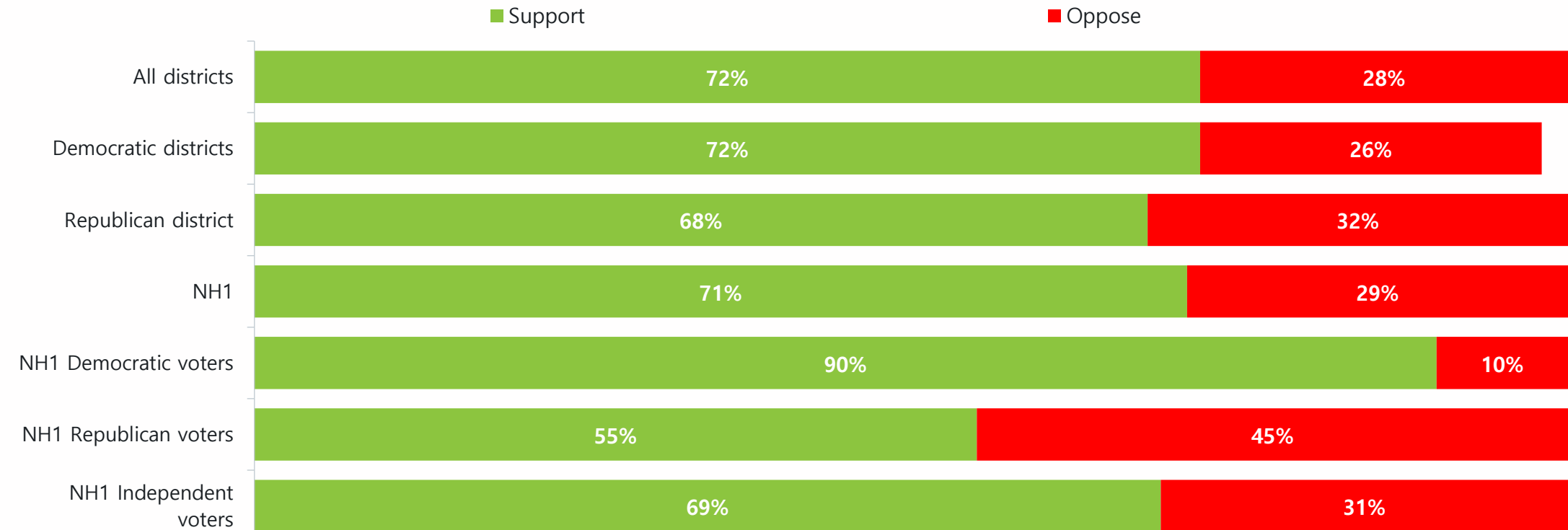
NH1 voters oppose raising taxes at the federal level, capital gains, or income taxes. They are skeptical that tax increases on the wealthy would hit only the wealthy.

Support For Different Tax Increase	All Districts		NH1	
	Favor	Oppose	Favor	Oppose
Do you favor or oppose raising taxes at the federal level?	30%	70%	36%	64%
Do you favor or oppose raising the taxes on capital gains from selling houses, businesses, and stocks to over 43 percent?	29%	71%	28%	72%
Do you favor or oppose increasing taxes on the use of gasoline and other fossil fuels?	27%	73%	37%	63%
Do you favor or oppose raising income taxes?	24%	76%	39%	61%
Do you favor or oppose raising income taxes on individuals and households making over \$400,000 a year?	67%	33%	69%	31%
Do you favor or oppose raising the corporate tax rate from 21 percent to 28 percent?	53%	47%	56%	44%



There is strong bipartisan support for the Biden-endorsed \$1.2 trillion infrastructure bill

A group of Democrats and Republicans in the House and Senate has agreed on an infrastructure bill, which President Biden has endorsed, that would spend \$1.2 trillion for infrastructure over the next eight years without increasing the budget deficit. Do you support or oppose this bill?

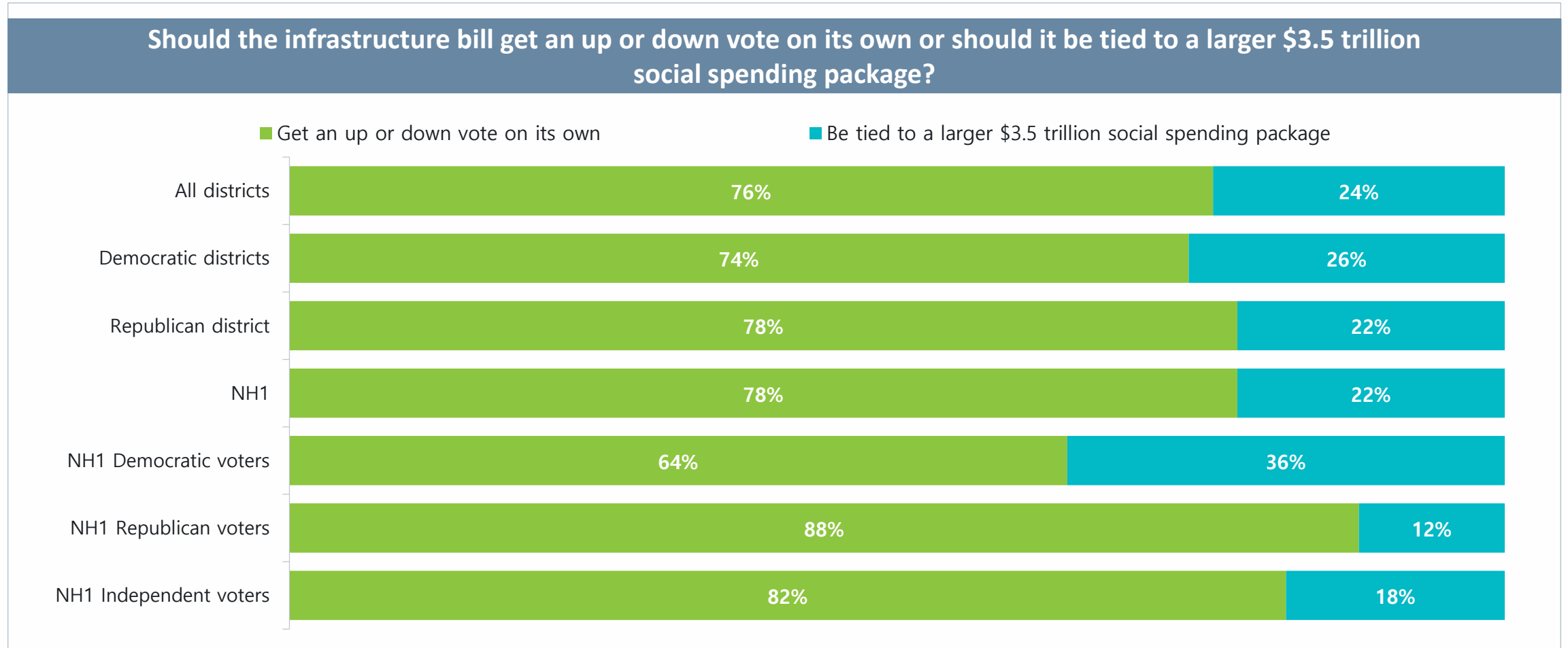


BASE: Registered Voters (n= 2,551)

B18. A group of Democrats and Republicans in the House and Senate has agreed on an infrastructure bill, which President Biden has endorsed, that would spend \$1.2 trillion for infrastructure over the next eight years without increasing the budget deficit. Do you support or oppose this bill?

© 2021 HarrisX. All rights reserved.

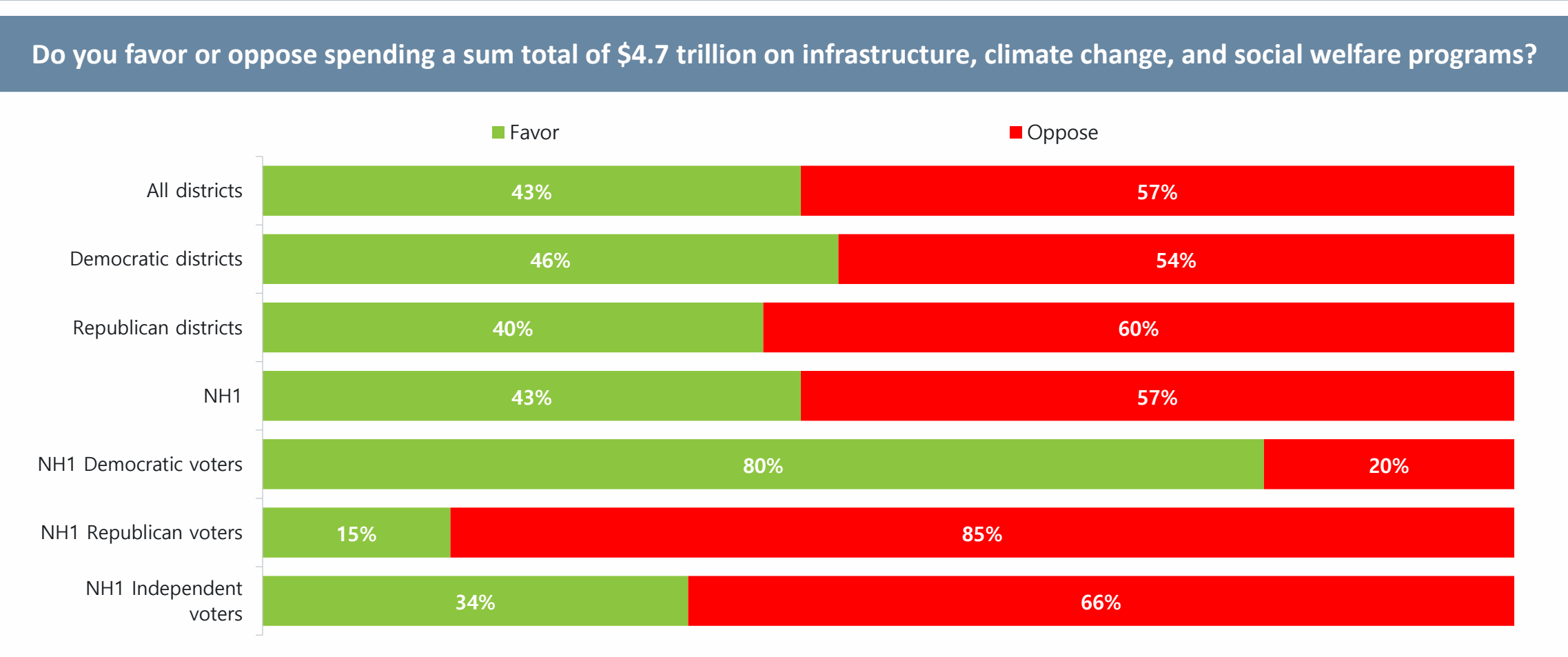
Voters would prefer an up or down vote on the infrastructure bill without being tied to the larger social spending package



BASE: Registered Voters (n= 2,551)

B19. Should the infrastructure bill get an up or down vote on its own or should it be tied to a larger \$3.5 trillion social spending package?

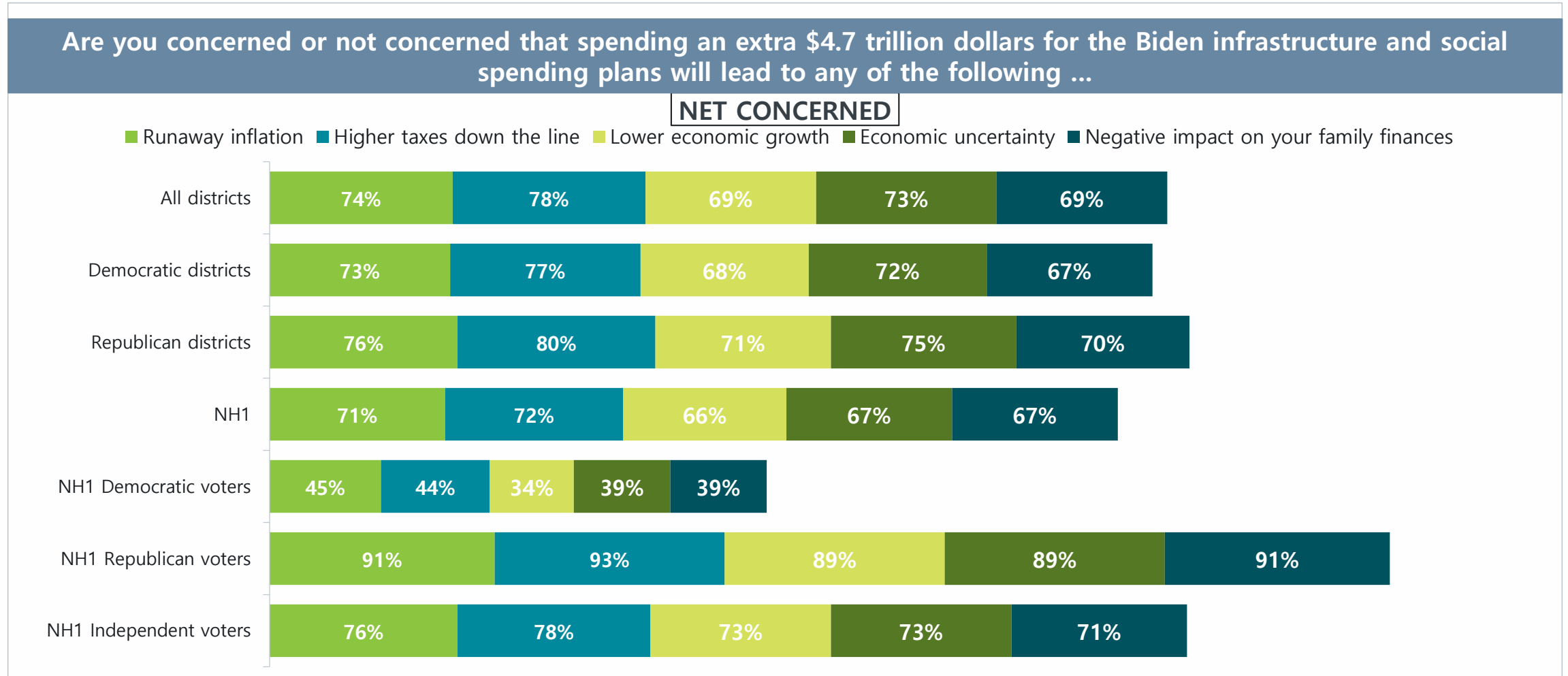
Most NH1 voters oppose a \$4.7 trillion package combining infrastructure and social spending



BASE: Registered Voters (n= 2,551)

B22. Do you favor or oppose spending a sum total of \$4.7 trillion on infrastructure, climate change, and social welfare programs?

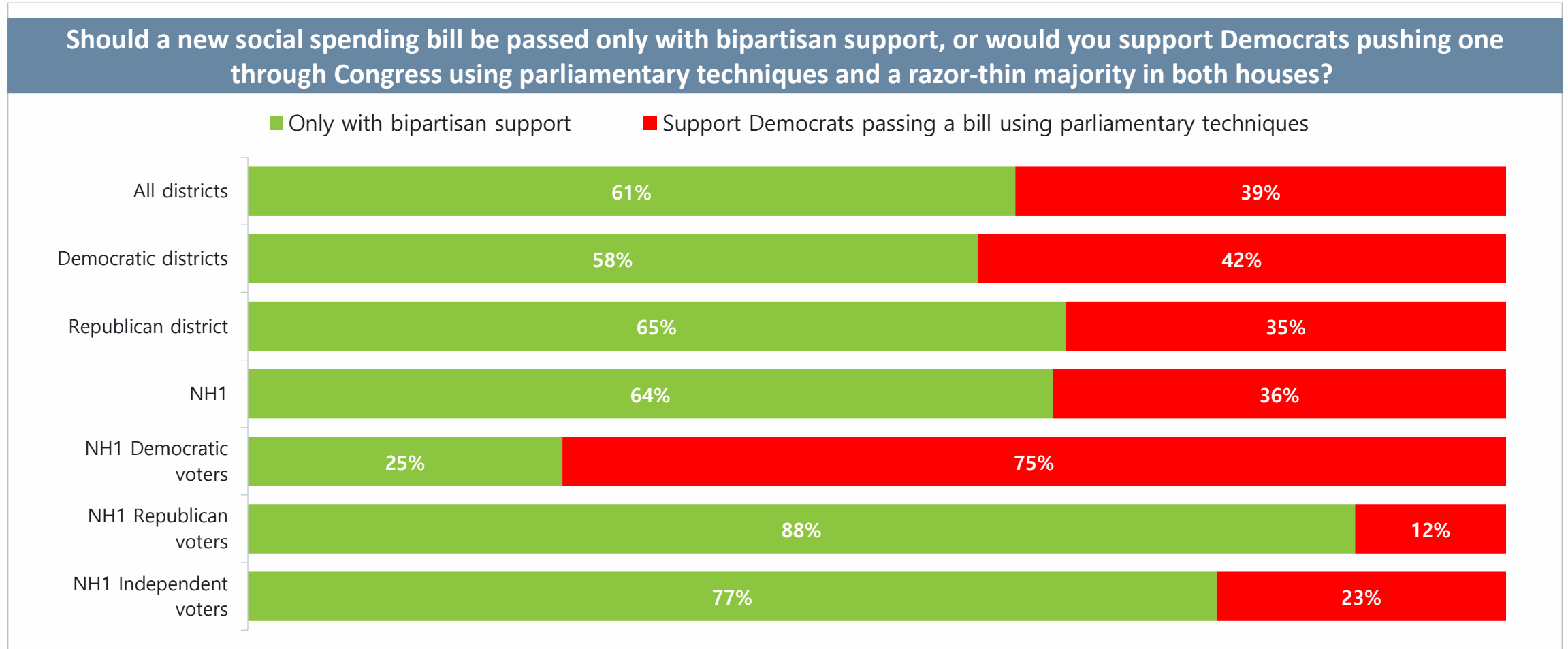
Voters in NH1 have concerns a \$4.7 trillion plan would increase taxes down the line and create runaway inflation



BASE: Registered Voters (n= 2,551)

B23. Are you concerned or not concerned that spending an extra \$4.7 trillion dollars for the Biden infrastructure and social spending plans will lead to any of the following ...

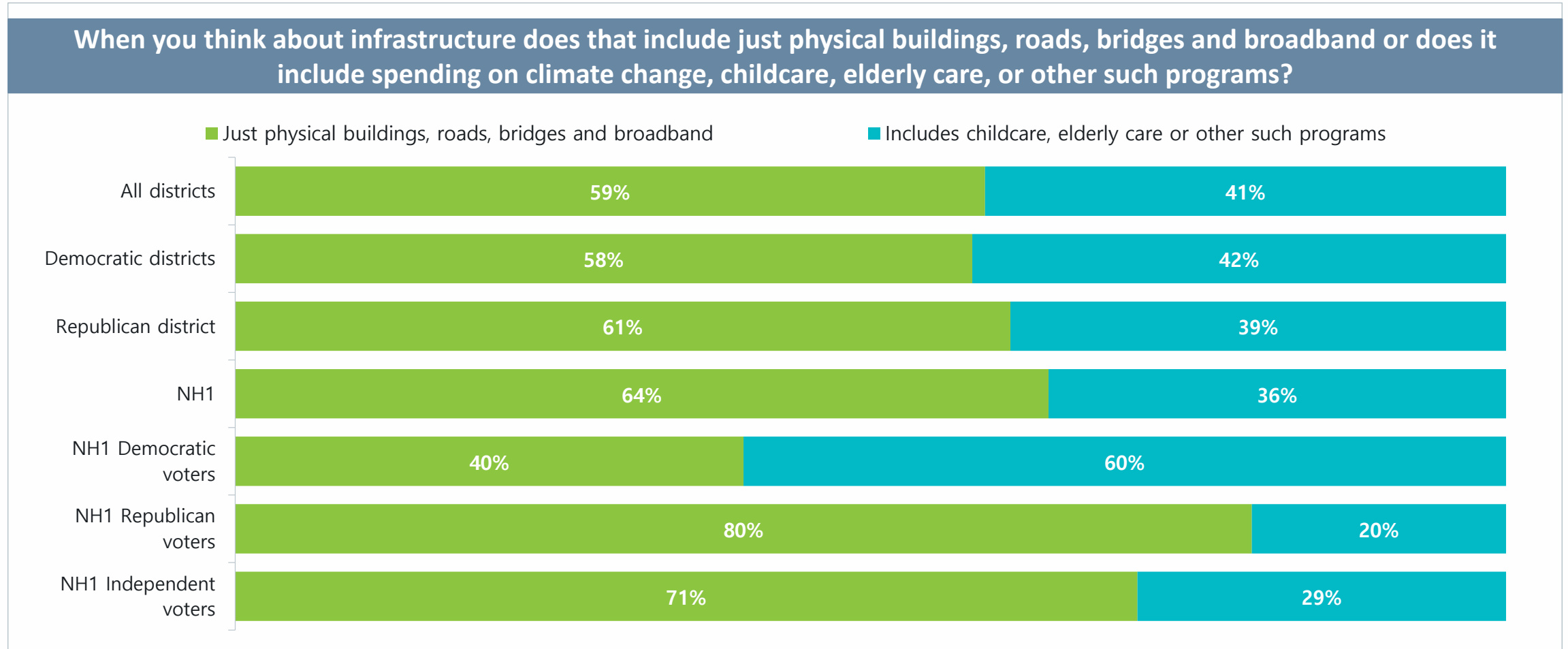
NH1 voters believe a social spending bill should only be passed with bipartisan support



BASE: Registered Voters (n= 2,551)

B17. Should a new social spending bill be passed only with bipartisan support or would you support Democrats pushing one through Congress using parliamentary techniques and a razor-thin majority in both houses?

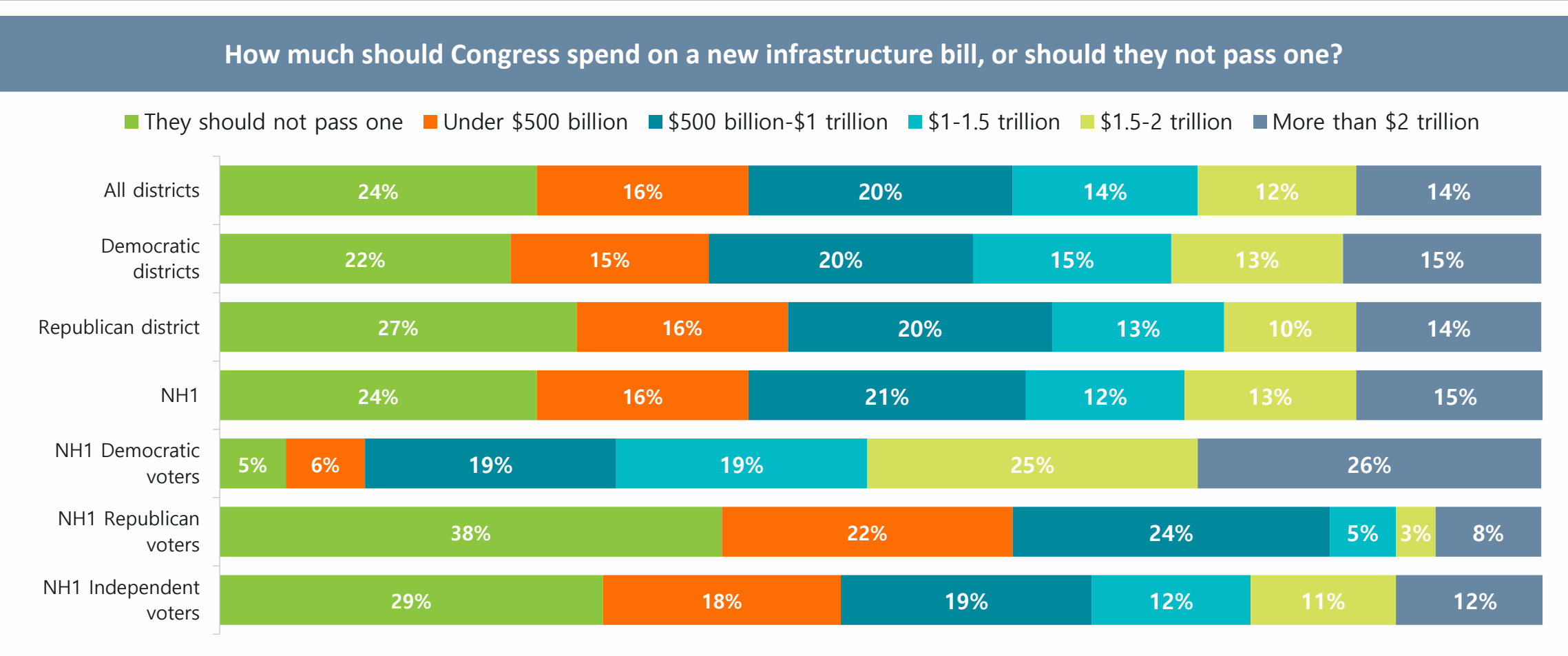
Two thirds of NH1 voters say they don't believe services like childcare and elderly care are infrastructure



BASE: Registered Voters (n= 2,551)

B15. When you think about infrastructure does that include just physical buildings, roads, bridges and broadband or does it include spending on climate change, childcare, elderly care, or other such programs?

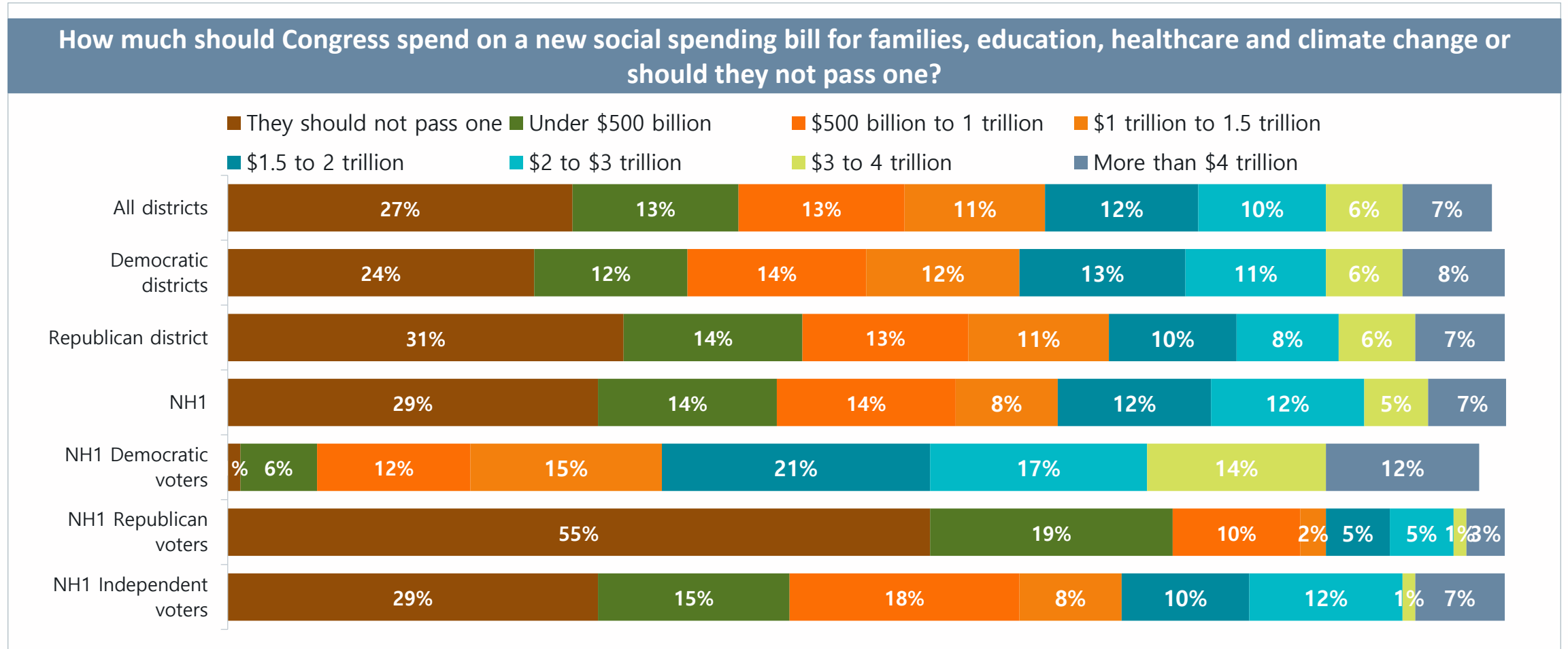
Majorities of voters say Congress should not spend more than \$1 trillion on a new infrastructure bill



BASE: Registered Voters (n= 2,551)

B14. How much should Congress spend on a new infrastructure bill, or should they not pass one?

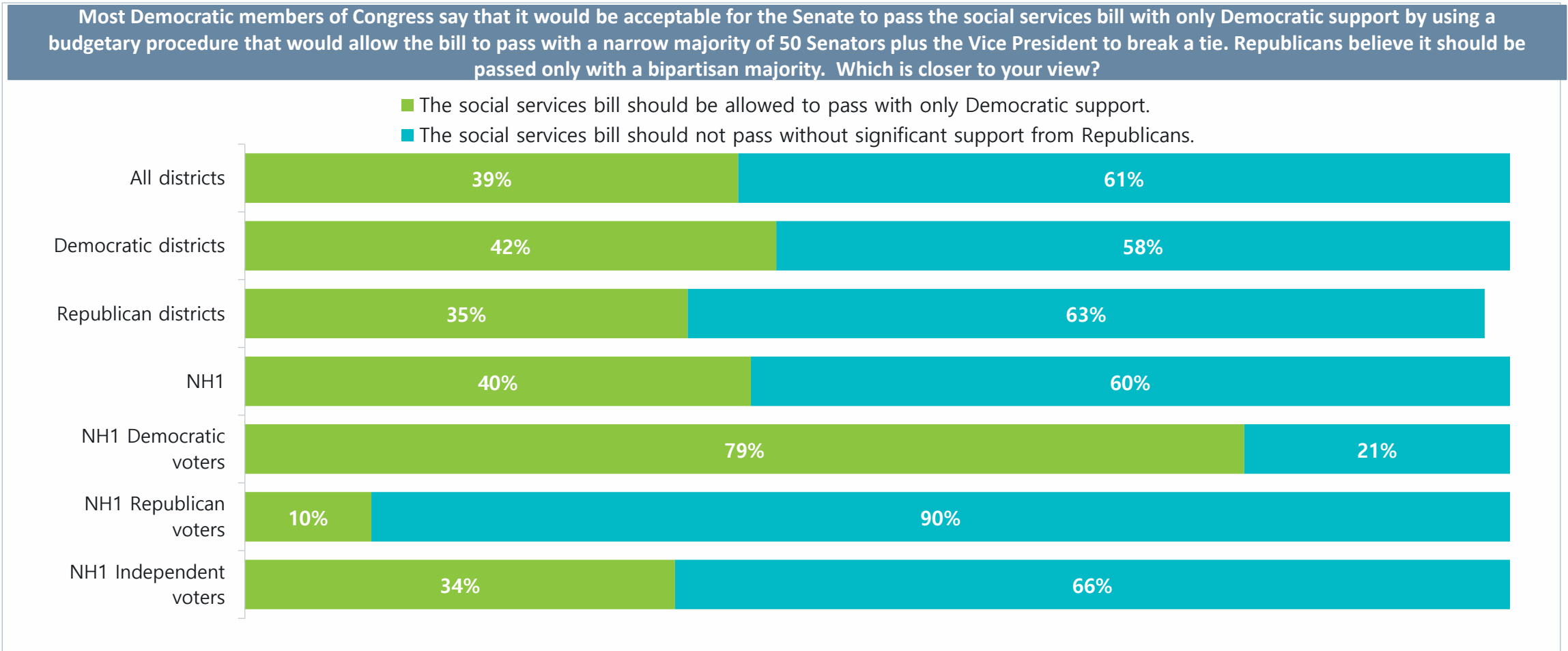
Voters in NH1 say Congress should not spend more than \$1 trillion on new social spending, including 62% of independents



BASE: Registered Voters (n= 2,551)

B16. How much should Congress spend on a new social spending bill for families, education, healthcare and climate change or should they not pass one?

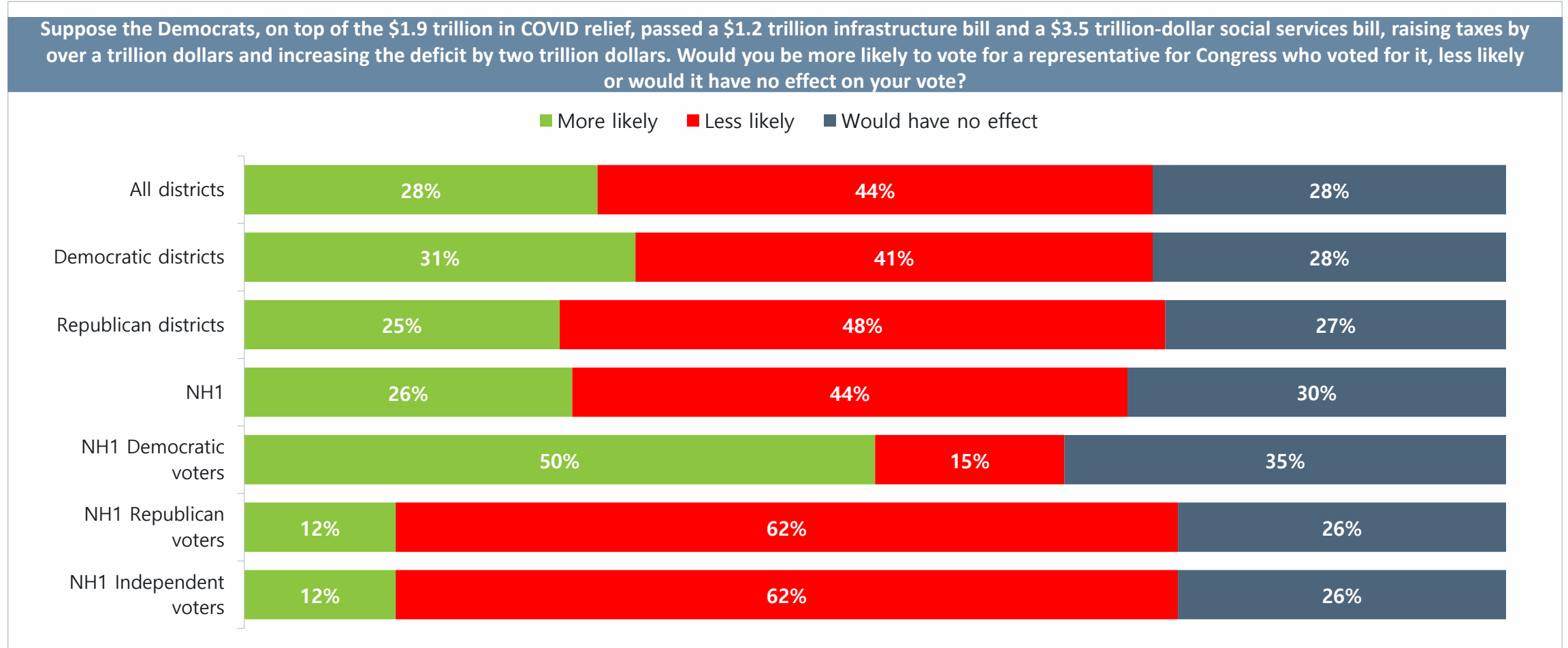
A majority of voters in NH1 oppose passing additional spending on social services without significant support from Republicans



BASE: Registered Voters (n= 2,551)

B21. Most Democratic members of Congress say that it would be acceptable for the Senate to pass the social services bill with only Democratic support by using a budgetary procedure that would allow the bill to pass with a narrow majority of 50 Senators plus the Vice President to break a tie. Republicans believe it should be passed only with a bipartisan majority. Which is closer to your view?

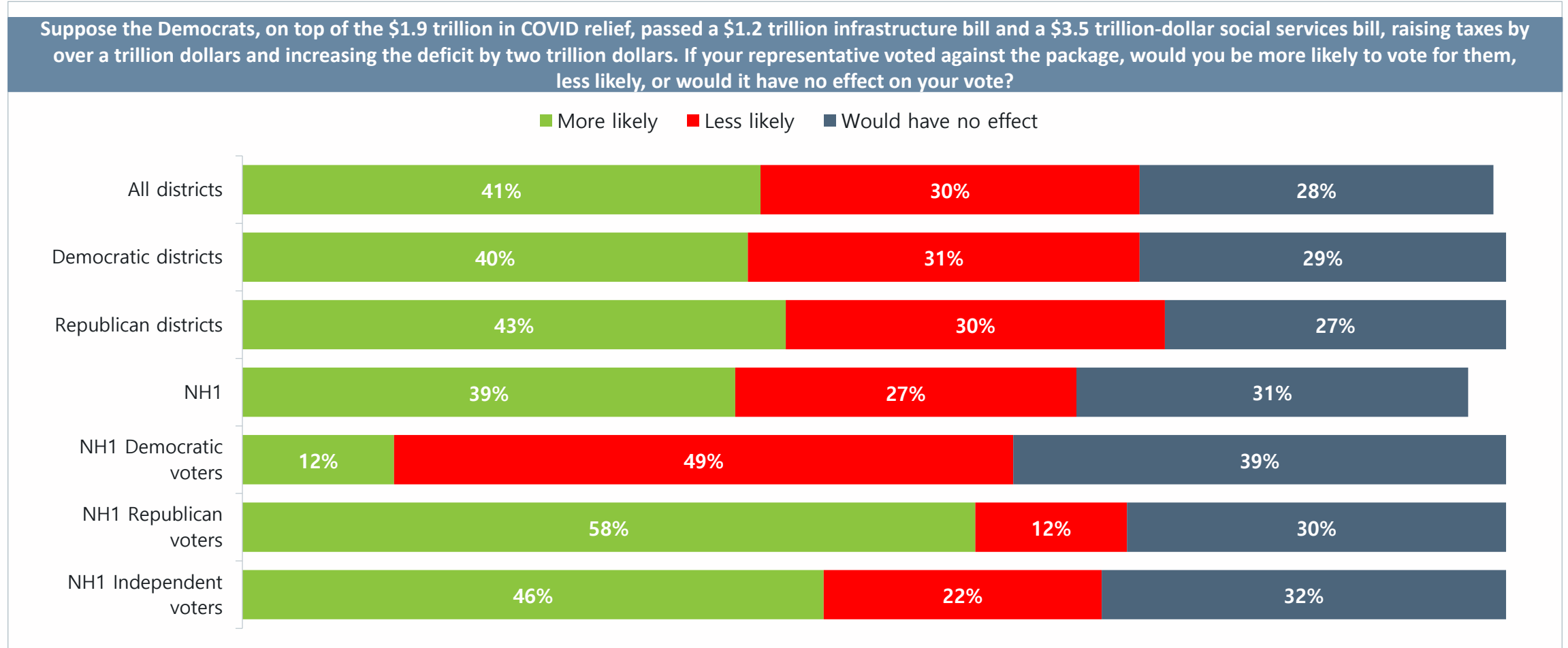
A plurality of voters in NH1 say they would be LESS LIKELY to support a representative who votes for both the infrastructure and social spending packages



BASE: Registered Voters (n= 2,655)

B24: Suppose the Democrats, on top of the \$1.9 trillion in COVID relief, passed a \$1.2 trillion infrastructure bill and a \$3.5 trillion-dollar social services bill, raising taxes by over a trillion dollars and increasing the deficit by two trillion dollars. Would you be more likely to vote for a representative for Congress who voted for it, less likely or would it have no effect on your vote?

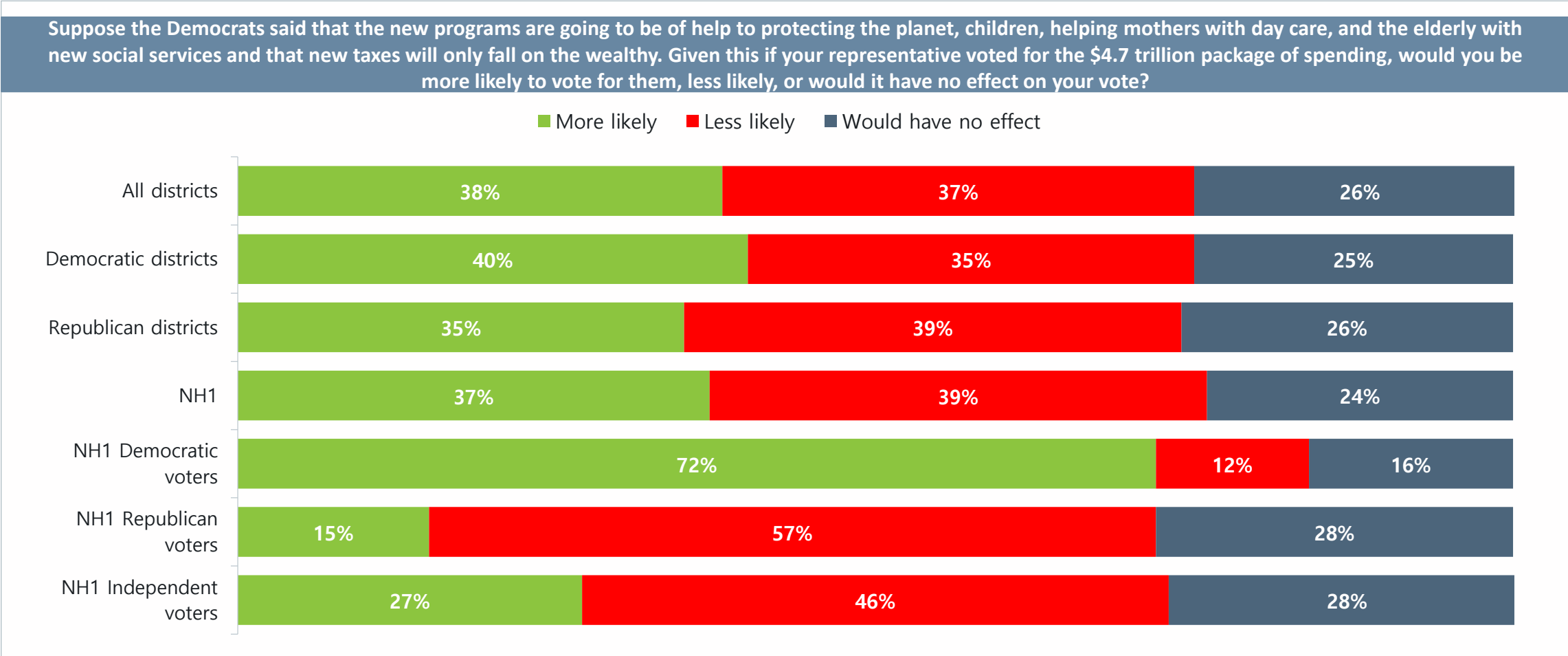
Voters are MORE LIKELY to support representatives who vote AGAINST the combined infrastructure and social spending package



BASE: Registered Voters (n= 2,655)

B25. Suppose the Democrats, on top of the \$1.9 trillion in COVID relief, passed a \$1.2 trillion infrastructure bill and a \$3.5 trillion-dollar social services bill, raising taxes by over a trillion dollars and increasing the deficit by two trillion dollars. If your representative voted against the package, would you be more likely to vote for them, less likely, or would it have no effect on your vote?

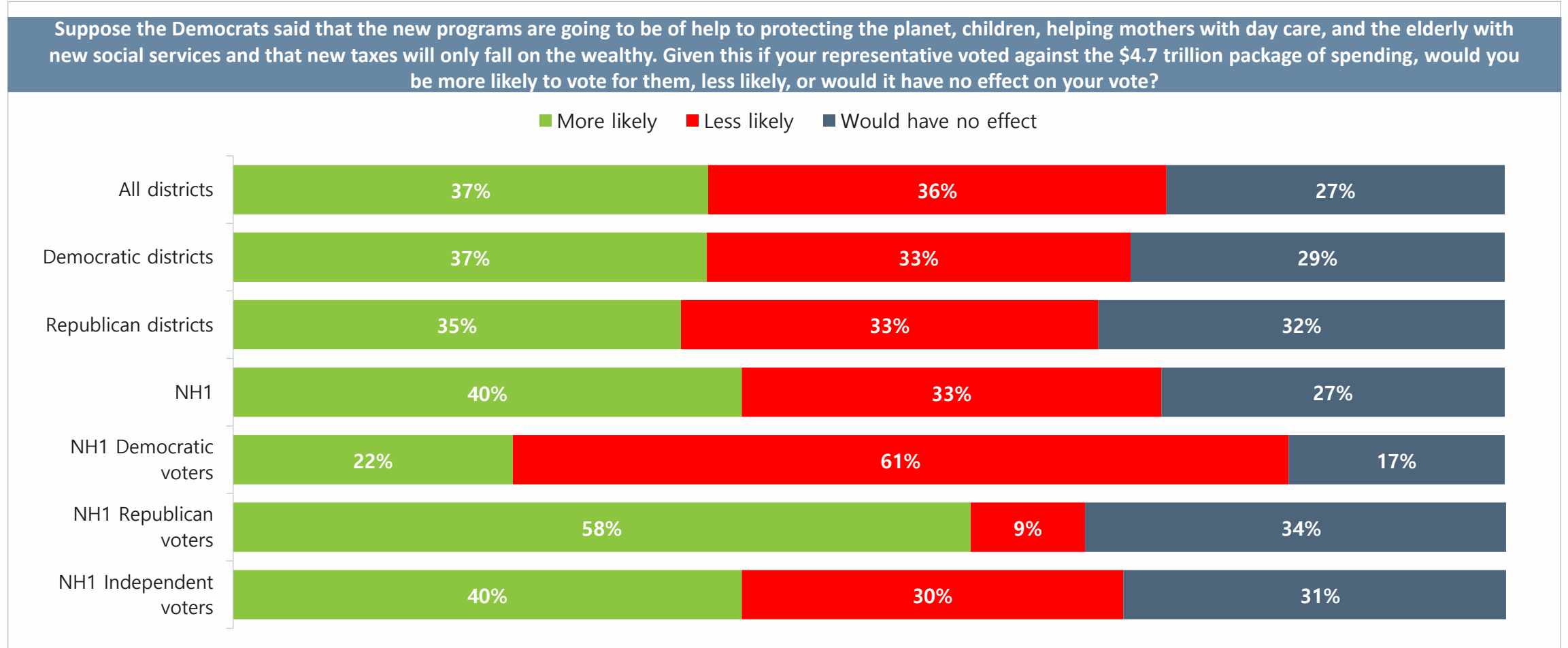
Democratic messaging that explains the components of the new social spending and that taxes would only fall on the wealthy fails to move the needle



BASE: Registered Voters (n= 2,655)

B26A. Suppose the Democrats said that the new programs are going to be of help to protecting the planet, children, helping mothers with day care, and the elderly with new social services and that new taxes will only fall on the wealthy. Given this if your representative voted for the \$4.7 trillion package of spending, would you be more likely to vote for them, less likely, or would it have no effect on your vote?

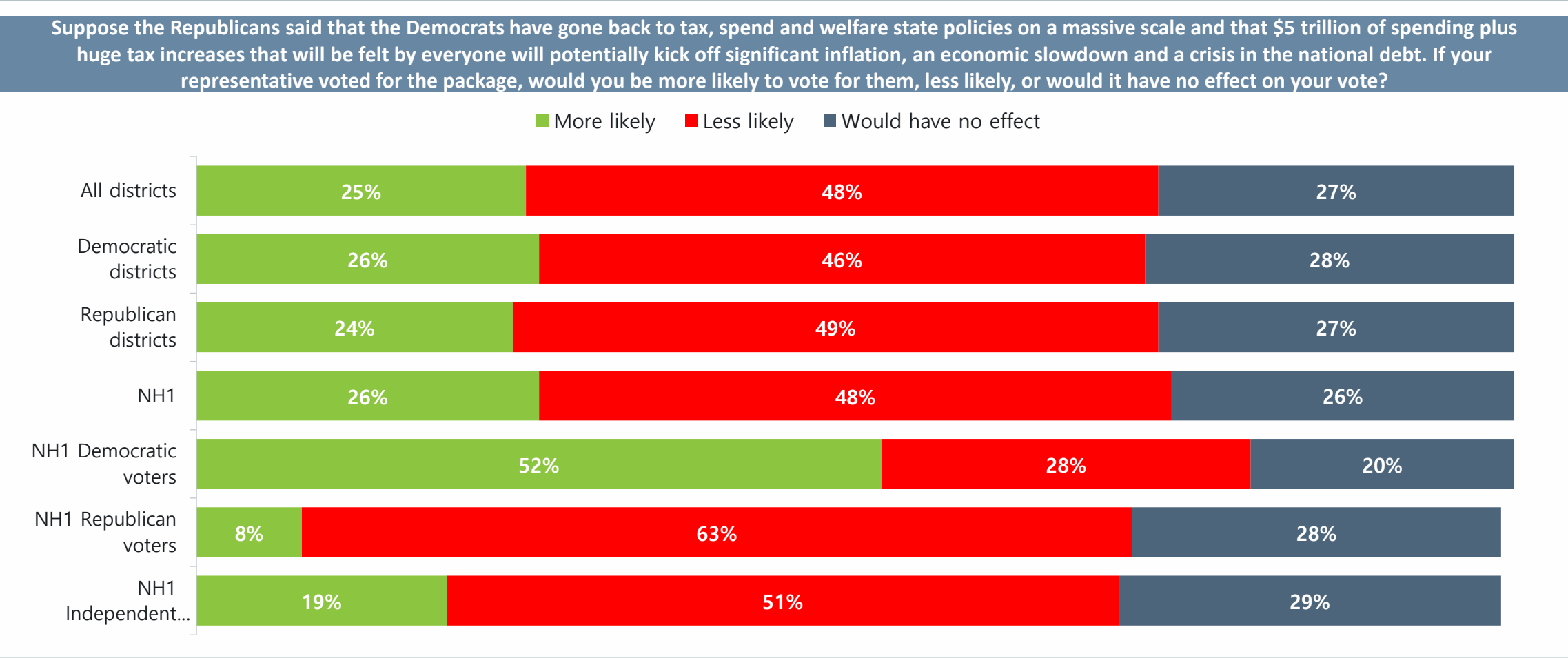
Voters are likely to REWARD members of Congress who vote AGAINST the combined infrastructure and social spending package even if new taxes only fall on the wealthy



BASE: Registered Voters (n= 2,551)

B26B. Suppose the Democrats said that the new programs are going to be of help to protecting the planet, children, helping mothers with day care, and the elderly with new social services and that new taxes will only fall on the wealthy. Given this if your representative voted against the \$4.7 trillion package of spending, would you be more likely to vote for them, less likely, or would it have no effect on your vote?

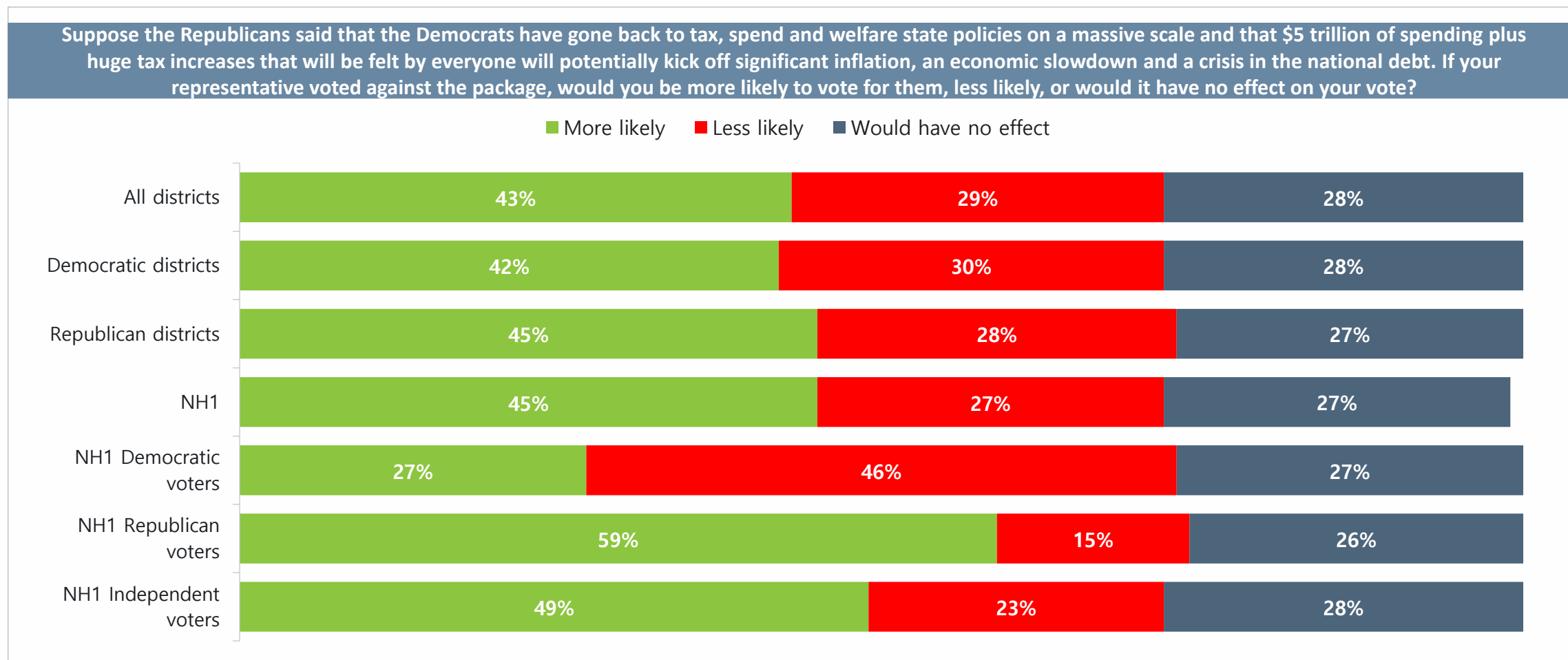
Republican messaging is very powerful in REDUCING support for members who vote FOR the new spending



BASE: Registered Voters (n= 2,551)

B27A. Suppose the Republicans said that the Democrats have gone back to tax, spend and welfare state policies on a massive scale and that \$5 trillion of spending plus huge tax increases that will be felt by everyone will potentially kick off significant inflation, an economic slowdown and a crisis in the national debt. If your representative voted for the package, would you be more likely to vote for them, less likely, or would it have no effect on your vote?

Republican messaging is very powerful in INCREASING support for members who vote AGAINST the new spending



BASE: Registered Voters (n= 2,551)

B27B. Suppose the Republicans said that the Democrats have gone back to tax, spend and welfare state policies on a massive scale and that \$5 trillion of spending plus huge tax increases that will be felt by everyone will potentially kick off significant inflation, an economic slowdown and a crisis in the national debt. If your representative voted against the package, would you be more likely to vote for them, less likely, or would it have no effect on your vote?