

Toplines**February 2020 University of Massachusetts Amherst/WCVB Poll of African American Super Tuesday Registered Voters**

Field Dates:	February 19 – February 24, 2020
Sample:	500 Registered African American Voters in Super Tuesday States 431 Registered Democratic Voters 69 Registered Independent Voters
Margin of Error:	5.7% for All Registered Voters

YouGov interviewed 520 African American registered voters living in Super Tuesday states who were then matched down to a sample of 500 to produce the final dataset. The respondents were matched to a sampling frame on gender, age, and education. The frame was constructed by stratified sampling from the full 2018 Current Population Survey (CPS) 1-year sample with selection within strata by weighted sampling with replacements (using the person weights on the public use file).

The matched cases were weighted to the sampling frame using propensity scores. The matched cases and the frame were combined and a logistic regression was estimated for inclusion in the frame. The propensity score function included age, gender, race/ethnicity, years of education, and region. The propensity scores were grouped into deciles of the estimated propensity score in the frame and post-stratified according to these deciles.

The weights were then post-stratified on 2016 Presidential vote choice, and a four-way stratification of gender, age (4-categories), race (4-categories), and education (4-categories), to produce the final weight.

All figures presented in this document are for registered African American adults living in Super Tuesday states.

UMass Poll Directors/Fellows

Prof. Tatishe M. Nteta, Ph.D. – Director
Prof. Raymond La Raja, Ph.D. – Associate Director
Prof. Jesse Rhodes, Ph.D. – Associate Director
Prof. Scott Blinder, Ph.D. – Assistant Director
Greg Wall, Research Fellow
Asm Safwan Rob, Research Fellow

nteta@polsci.umass.edu
laraja@polsci.umass.edu
jrhodes@polsci.umass.edu
scottblinder@polsci.umass.edu
gwall@umass.edu
arob@umass.edu

Party Registration (N=500)

Are you registered to vote in (Respondent's State)?

Yes, I'm registered as a Democrat	87%
Yes, I'm registered as undeclared (no party affiliation declared)	13%

State of the Economy (N=499)

Thinking about the state of our economy, would you rate the nation's economy as excellent, good, fair, or poor?

Excellent	4%
Good	32%
Fair	48%
Poor	16%

Approval (N=499)

Do you approve or disapprove of the way each is doing their job?

	Strongly Approve	Somewhat Approve	Somewhat Disapprove	Strongly Disapprove	Not Sure
President Donald Trump	2%	4%	9%	83%	2%
U.S. Congress	10%	17%	31%	26%	15%
Republican Party	2%	4%	15%	73%	7%
Democratic Party	36%	42%	12%	4%	5%

Democratic Primary (N=500)

If the (Insert R’s State Here)Democratic Presidential Primary were held today, which one of the following candidates would you support in the (Insert R’s State Here) Democratic Presidential Primary.

	Without Leaners	With Leaners
Senator Elizabeth Warren	14%	15%
Senator Amy Klobuchar	2%	2%
Senator Bernie Sanders	23%	23%
Former Vice President Joe Biden	33%	33%
Former Mayor Pete Buttigieg	2%	2%
Businessman Tom Steyer	2%	2%
Representative Tulsi Gabbard	0%	0%
Former Mayor Michael Bloomberg	15%	15%
Other	1%	1%
Don’t Know	8%	6%

Why Support? (N=)

In at least one or two sentences, can you tell us why you support (Insert Preferred Democratic Presidential Candidate) in the 2020 Democratic primary?

Willing to Switch (N=467)

Question only asked of respondents who selected a candidate listed on their state’s ballot when asked for their preference in 2020 Presidential Democratic primary.

Is there any chance you might vote for someone else?

Yes	54%
No	46%

Top Alternative (N=245)

Asked if respondent indicated they were willing to switch their vote preference. Initial preferred candidate was excluded from list given to respondent.

Who might you be willing to vote for instead of (Insert Respondent's Preferred Presidential Primary Candidate) in the 2020 (Insert R's State Here) Democratic Presidential Primary? Please rank your **top** choice.

	First Alternative
Senator Elizabeth Warren	13%
Senator Amy Klobuchar	5%
Senator Bernie Sanders	25%
Former Vice President Joe Biden	22%
Former Mayor Pete Buttigieg	3%
Businessman Tom Steyer	3%
Representative Tulsi Gabbard	3%
Former Mayor Michael Bloomberg	16%
Don't Know	11%

General Election Matchups (N=500)

Now thinking ahead to the general presidential election in 2020, if President Trump was running against [Insert Candidate] in the general election, who would you be most likely to vote for?

President Donald Trump	3%
Senator Elizabeth Warren	79%
Not Sure	10%
Would not Vote	7%

President Donald Trump	3%
Senator Amy Klobuchar	70%
Not Sure	18%
Would not Vote	9%

President Donald Trump	4%
Senator Bernie Sanders	82%
Not Sure	10%
Would not Vote	4%

President Donald Trump	5%
Former Vice President Joe Biden	84%
Not Sure	6%
Would not Vote	4%

President Donald Trump	5%
Former Mayor Pete Buttigieg	69%
Not Sure	14%
Would not Vote	12%

President Donald Trump	3%
Former Mayor Michael Bloomberg	76%
Not Sure	13%
Would not Vote	8%

Candidate Most Likely To Defeat Trump (N=500)

Regardless of which Democratic candidate you will vote for, which **one** of the following candidates do you think is most likely to defeat President Donald Trump in the 2020 general election?

Senator Elizabeth Warren	8%
Senator Amy Klobuchar	2%
Senator Bernie Sanders	23%
Former Vice President Joe Biden	28%
Former Mayor Pete Buttigieg	3%
Businessman Tom Steyer	2%
Representative Tulsi Gabbard	0%
Former Mayor Michael Bloomberg	22%
Other	1%
Don't Know	10%

Most Important Candidate Qualities (N=499)

From the list below, please rank the **top three** qualities that you believe are the most important when deciding who you will vote for in the Democratic presidential primary election. Please rank each quality from the quality that is most important to you (#1), followed by the second and third most important qualities to you when deciding who you will vote for in the 2020 Democratic presidential primary.

	1st	2nd	3rd
Best chance of beating President Trump in general election	23%	11%	18%
Best represents my views on the issues	13%	9%	13%
Most honest and trustworthy	14%	14%	14%
Cares about people like me	17%	16%	15%
Strongest leader	11%	16%	11%
Will change how things are done in Washington	4%	11%	11%
Most experience for the job	11%	13%	9%
Age and health of the candidate	4%	2%	3%
Will unite the party	3%	7%	6%

Issue Comparisons (N=496)

Which **one** candidate do you trust more to handle each of the following:

	Economy	Health Care	Education	Criminal Justice	Race Relations
Senator Elizabeth Warren	15%	15%	29%	18%	21%
Senator Amy Klobuchar	5%	2%	5%	5%	2%
Senator Bernie Sanders	22%	33%	24%	25%	28%
Former Vice President Joe Biden	27%	27%	22%	27%	30%
Former Mayor Pete Buttigieg	5%	4%	6%	5%	4%
Businessman Tom Steyer	5%	2%	2%	4%	5%
Representative Tulsi Gabbard	1%	2%	1%	3%	2%
Former Mayor Michael Bloomberg	20%	15%	11%	14%	10%

Group Representation (N=496)

Which **one** candidate do you think would do the best job of representing each of the following groups:

	Women	Middle Class	Working Class	Labor Unions	African Americans
Senator Elizabeth Warren	49%	14%	16%	12%	14%
Senator Amy Klobuchar	13%	5%	3%	5%	2%
Senator Bernie Sanders	16%	30%	34%	32%	30%
Former Vice President Joe Biden	12%	29%	25%	30%	34%
Former Mayor Pete Buttigieg	1%	3%	3%	4%	4%
Businessman Tom Steyer	1%	3%	6%	4%	3%
Representative Tulsi Gabbard	3%	3%	1%	0%	2%
Former Mayor Michael Bloomberg	5%	12%	11%	12%	12%

Candidate words

What one word would you use to describe each of the following?

Senator Elizabeth Warren



Candidate words

What one word would you use to describe each of the following?

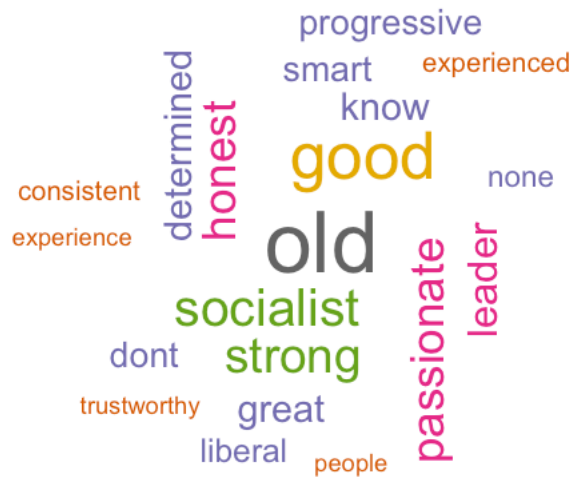
Former Vice President Joe Biden



Candidate words

What one word would you use to describe each of the following?

Senator Bernie Sanders



Candidate words

What one word would you use to describe each of the following?

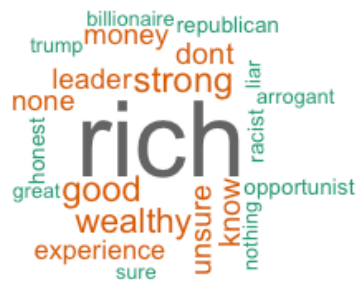
Former Mayor Pete Buttigieg



Candidate words

What one word would you use to describe each of the following?

Former Mayor Michael Bloomberg



Candidate words

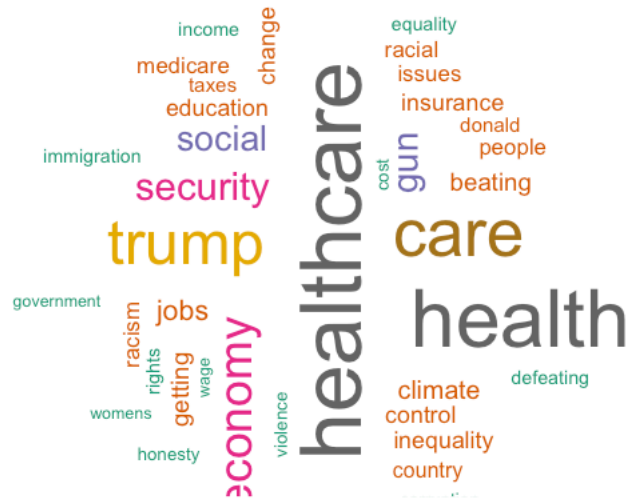
What one word would you use to describe each of the following?

Senator Amy Klobuchar



Most Important Issue in Democratic Presidential Primary (N=499)

In thinking about the 2020 presidential primary election, what issue is most important to your vote?



Why Do You Support Your Favored Candidate? (N=488)

Major Themes/Topics (6 Topics in Total, Estimated from Structural Topic Model)

1. Economic Plans

Top associated words: plan, also, economic, president, [special] interests, issues, talk

2. Beating Trump

Top associated words: like, Trump, can, beat, people, support, care

3. Experience

Top associated words: experience, think, president, Biden, Joe, Obama, best

4. Policy Ideas

Top associated words: policies, people, idea, make, Bernie, think, best

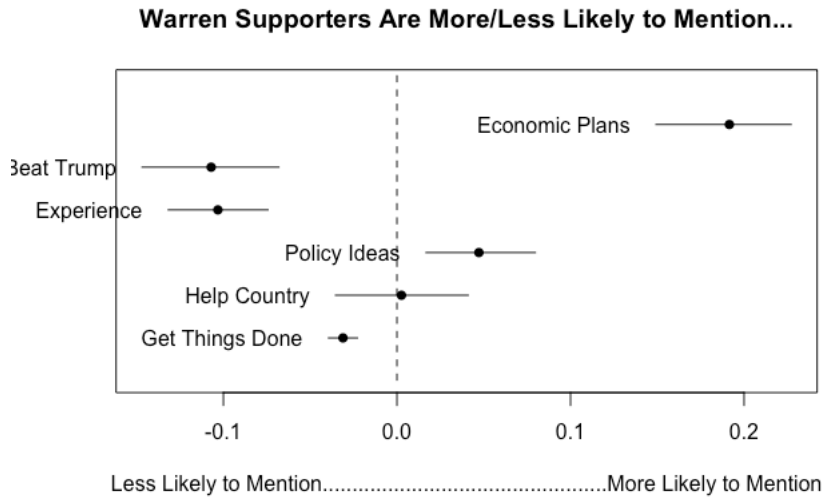
5. Help Country

Top associated words: will, believe, country, he's, need, get, help

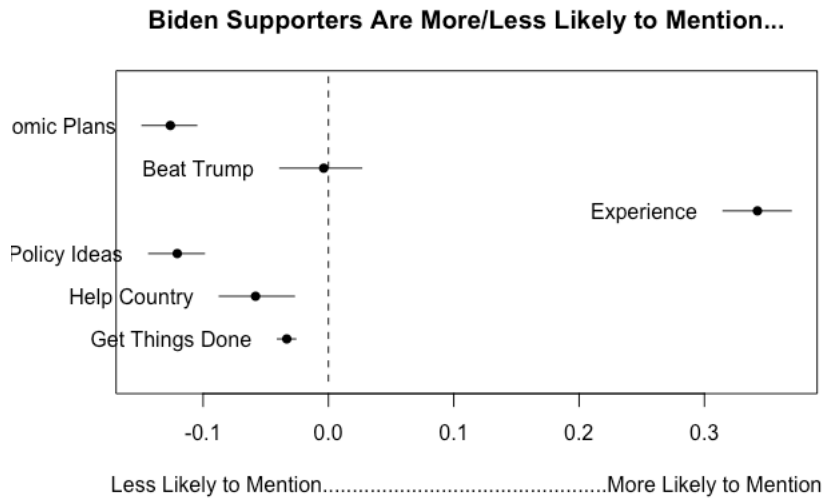
6. Get Things Done

Top associated Words: candidate, done, democrat, record, good, politician, don't

Why Do You Support Your Favored Candidate?

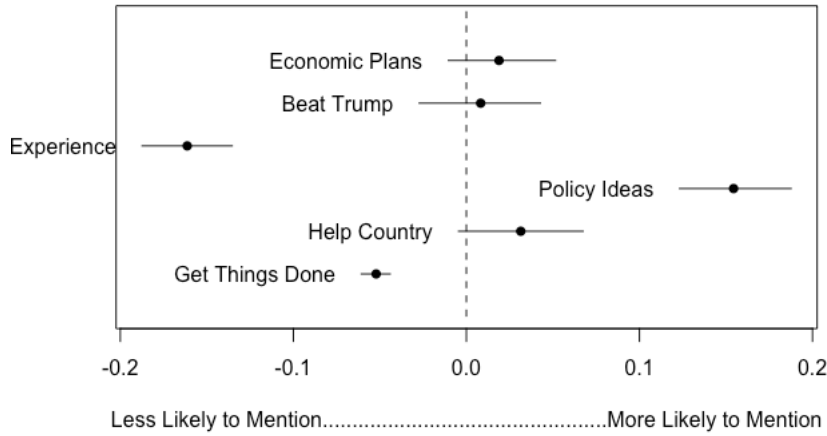


Why Do You Support Your Favored Candidate?



Why Do You Support Your Favored Candidate?

Sanders Supporters Are More/Less Likely to Mention...



Why Do You Support Your Favored Candidate?

Bloomberg Supporters Are More/Less Likely to Mention...

